


Pasternack

RF Product Guide 2019

Attenuators



Largest Selection ✓ Same-Day Shipping ✓ Expert Technical Support ✓

866.727.8376 | sales@pasternack.com

PE PASTERNAK®
THE ENGINEER'S RF SOURCE

Attenuators Selection Guide

3 Easy Ways to Find your Product.....

1. Search by PE Part Number

If you know the PE part number you are searching for, please reference our Part Number Index on Page 245.

2. Quick Reference Guide

CMOS, Relay, TTL and USB Controlled Attenuators.....	70
Continuously Variable Attenuators	
50 Ohm.....	70
DC Bias Attenuators	
50 Ohm.....	69
75 Ohm.....	70
Fixed Attenuators	
50 Ohm.....	55
75 Ohm.....	67
Step Attenuators, Push Button	
50 Ohm.....	68
75 Ohm.....	68
Step Attenuators, Rotary	
50 Ohm.....	69
75 Ohm.....	69
Step Attenuators, Toggle	
75 Ohm.....	68
Voltage Variable Attenuators.....	71

3. Attenuators Locator

Connector In-Out	Max Freq.	Power	Model No.	Page	
1.85mm Male					
1.85mm Female	65 GHz	1 W	PE7403	55	
2.4mm Female					
2.4mm Female	40 GHz	0.25 W	PE70A6001	71	
2.4mm Male					
2.4mm Female	50 GHz	1 W	PE7089	55	
2.92mm Female					
2.92mm Female	40 GHz	18 GHz	0.25 W	PE70A5001	71
			0.1 W	PE70A3901	71
			0.25 W	PE70A5002	71
2.92mm Male					
2.92mm Female	40 GHz	26.5 GHz	2 W	PE7024	56
				PE7024/SP	56
			0.5 W	PE7046	55
			1 W	PE7088	55
			2 W	PE7090	56
			PE7395	56	
4.3-10 Male					
4.3-10 Female	6 GHz	15 W	PE7AP1001	59	
7/16 DIN Female					
7/16 DIN Female	6 GHz	3 GHz	300 W	PE7419	66
		25 W	25 W	PE7380	60
			50 W	PE7313	61
			100 W	PE7204	64
7/16 DIN Male	6 GHz	3 GHz	300 W	PE7420	66
		50 W	PE7310	61	
		100 W	PE7201	64	
N Female	18 GHz	50 W	PE7321	62	

Connector In-Out	Max Freq.	Power	Model No.	Page	
7/16 DIN Female					
N Female	6 GHz	50 W	PE7316	61	
		100 W	PE7212	64	
N Male	6 GHz	100 W	PE7207	64	
7/16 DIN Male					
7/16 DIN Female	6 GHz	1.5 GHz	100 W	PE7043	63
		3 GHz	300 W	PE7418	66
	5 W	25 W	PE7379	59	
		50 W	PE7312	61	
		100 W	PE7203	63	
	7.5 GHz	5 W	PE7039	58	
		10 W	PE7040	59	
		50 W	PE7042	61	
7/16 DIN Male	3 GHz	300 W	PE7417	66	
N Female	6 GHz	100 W	PE7211	64	
BNC Female					
BNC Female	2.2 GHz	0.5 GHz	1 W	PE7008	68
		0.75 GHz	1 W	PE70A1021	68
		1 GHz	1 W	PE70A1001	68
			PE7034	69	
			PE70A1024	69	
		PE70A1022	69		
BNC Male					
BNC Female	2 GHz	1,000 MHz	1 W	PE7009	67
		100 W	PE7026	64	
		1 W	PE7000	55	
		10 W	PE7025	59	



Free Shipping Available
via UPS Ground to
USA & Canada



Technical
Support
(866) 727-8376



Same-Day Shipping,
Even Custom
Cable Assemblies

Attenuators Locator

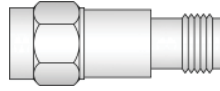
Connector In-Out	Max Freq.	Power	Model No.	Page
BNC Male				
BNC Female	4 GHz	2 W	PE7049	56
			PE7050	67
F Female				
F Female	1 GHz	1 W	PE70A1008	68
			PE70A8003	70
			PE70A8004	70
	2.15 GHz	0 W	PE70A5011	71
		30 W	PE70A5012	70
F Male				
F Female	1,000 MHz	2 W	PE7057	67
	2 GHz	2 W	PE7064	70
	3 GHz	2 W	PE7396	67
N Female				
7/16 DIN Female	6 GHz	25 W	PE7369	60
		50 W	PE7315	62
		100 W	PE7206	65
7/16 DIN Male	6 GHz	25 W	PE7370	60
		50 W	PE7311	62
		100 W	PE7202	65
N Female	18 GHz	25 W	PE7371	60
		50 W	PE7323	63
		300 W	PE7411	66
N Male	18 GHz	50 W	PE7317	63
		300 W	PE7412	66
		100 W	PE7208	65
SMA Female	18 GHz	50 W	PE7335	63
TNC Female	18 GHz	25 W	PE7372	61
TNC Male	18 GHz	25 W	PE7373	60
		50 W	PE7341	63
N Male				
7/16 DIN Female	6 GHz	25 W	PE7366	60
		50 W	PE7314	62
		100 W	PE7205	64
N Female	1,000 MHz	1 W	PE7029	67
		300 W	PE7031	66
	1.5 GHz	500 W	PE7032	67
		100 W	PE7021	64
	12.4 GHz	2 W	PE7047	56
		10 W	PE7048	59
	18 GHz	2 W	PE7004	56
		5 W	PE7014	58
		10 W	PE7015	59
		25 W	PE7017	60
50 W		PE7019	62	
N Female	2 GHz	1 W	PE7163	55
		2 W	PE7062	69
		10 W	PE7010	59
	2.4 GHz	500 W	PE7085	67
		1000 W	PE7423	67
	3 GHz	1 W	PE7002	55
		5 W	PE7390	58
		10 W	PE7386	59
		50 W	PE7388	62
			PE7389	62
		100 W	PE7385	64
		200 W	PE7387	66
		300 W	PE7410	66
	2 W	PE7044	67	
	4 GHz	25 W	PE7392	60
50 W		PE7394	62	
100 W		PE7421	65	
N Male	6 GHz	100 W	PE7213	65
TNC Female	3 GHz	300 W	PE7409	66
	18 GHz	25 W	PE7368	60
	6 GHz	100 W	PE7237	65
QMA Male				
QMA Female	6 GHz	1 W	PE7AP1002	55
QN Male				
QN Female	3 GHz	1 W	PE7AP1000	55
SMA Female				
N Female	18 GHz	50 W	PE7325	63
N Male	18 GHz	25 W	PE7362	61
		50 W	PE7318	63
SMA Female	1 GHz	0.5 W	PE70A8000	70
	1 W		PE70A8001	70
	1.5 GHz	1 W	PE70A8005	70

Connector In-Out	Max Freq.	Power	Model No.	Page
SMA Female				
SMA Female	12 GHz	0 W	PE70A2002	71
		0.16 W	PE70A4000	70
	13 GHz	0.32 W	PE70A5003	70
	18 GHz	0 W	PE70A2003	71
		0.1 W	PE70A3900	71
		1 W	PE70A6000	71
		20 W	PE70A2900	71
		25 W	PE7363	61
		50 W	PE7337	63
	2 GHz	0.5 W	PE70A8002	70
	2.2 GHz	2 W	PE70A1025	69
		10 W	PE70A1023	69
	20 GHz	18 W	PE70A1017	71
	3 GHz	0 W	PE70A5004	70
			PE70A5006	70
			PE70A5005	71
			PE70A5007	71
	4 GHz	0 W	PE70A2000	71
		5 W	PE7422	70
	6 GHz	0 W	PE70A5009	71
PE70A5013			71	
PE70A5010			71	
PE70A3902			71	
PE70A1000			71	
PE70A5000			71	
	0.1 W	PE7228	65	
	100 W	PE7228	65	
8 GHz	0 W	PE70A2001	71	
18 GHz	50 W	PE7330	63	
6 GHz	100 W	PE7221	65	
SMA Male				
N Female	18 GHz	25 W	PE7356	61
		50 W	PE7324	63
SMA Female	1.5 GHz	100 W	PE7022	65
	12.4 GHz	2 W	PE7045	57
	18 GHz	2 W	PE7005	57
		5 W	PE7092	57
		10 W	PE7016	59
		25 W	PE7018	61
		50 W	PE7357	61
		PE7020	63	
		PE7336	63	
	2 GHz	1 W	PE7161	55
		2 W	PE7061	69
	26 GHz	2 W	PE7087	58
	3 GHz	2 W	PE7001	57
	4 GHz	5 W	PE7391	58
		25 W	PE7393	61
	2 W	PE70A1009	56	
		PE70A1010	56	
		PE70A1011	56	
		PE70A1012	56	
		PE70A1013	56	
		PE70A1014	56	
		PE70A1015	56	
		PE70A1016	56	
	PE7091	57		
	PE7162	57		
	100 W	PE7227	65	
TNC Female				
N Female	6 GHz	100 W	PE7218	66
N Male	6 GHz	100 W	PE7210	66
TNC Female	18 GHz	50 W	PE7351	63
	6 GHz	25 W	PE7378	61
TNC Male	18 GHz	50 W	PE7343	63
TNC Male				
N Female	18 GHz	50 W	PE7326	63
TNC Female	12.4 GHz	2 W	PE7051	58
		2 W	PE7030	58
	18 GHz	5 W	PE7052	59
		10 W	PE7053	59
		25 W	PE7054	61
		50 W	PE7375	61
		50 W	PE7055	63
	2 GHz	1 W	PE7003	56
		2 W	PE7063	69

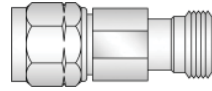
PASSIVE ATTENUATORS

Fixed Attenuators

50 Ohm



2.92mm



2.4mm

Max. Power (Watts)	Connector Input	Connector Output	Max. Freq.	Construction Material	VSWR Max.	Bi-Dir.*	ATTN. (dB)	Model No	1 Pc. Price	See Web for Volume Pricing	ROW			
0.5 W	2.92mm Male	2.92mm Female	40 GHz	Passivated Stainless Steel	1.4:1	Yes	3	PE7046-3	\$436.60	See Web for Volume Pricing	1			
						Yes	6	PE7046-6	\$436.60					
						Yes	20	PE7046-20	\$436.60					
						Yes	30	PE7046-30	\$436.60					
1 W	1.85mm Male	1.85mm Female	65 GHz	Passivated Stainless Steel	1.65:1		3-3	PE7403-3	\$603.88		See Web for Volume Pricing	2		
							6-6	PE7403-6	\$593.09					
							10-10	PE7403-10	\$603.88					
							20-20	PE7403-20	\$604.15					
							30-30	PE7403-30	\$624.16					
	2.4mm Male	2.4mm Female	50 GHz	Passivated Stainless Steel	1.75:1	Yes	10	PE7089-10	\$375.09					
						Yes	20	PE7089-20	\$374.91					
						Yes	30	PE7089-30	\$374.08					
						Yes	3	PE7089-3	\$364.49					
						Yes	6	PE7089-6	\$369.70					
						Yes	1	PE7088-1	\$281.13					
	2.92mm Male	2.92mm Female	40 GHz	Passivated Stainless Steel	1.4:1	Yes	3	PE7088-3	\$270.89					
						Yes	6	PE7088-6	\$270.71					
						Yes	9	PE7088-9	\$269.88					
						Yes	10	PE7088-10	\$281.13					
Yes						12	PE7088-12	\$269.88						
Yes						15	PE7088-15	\$269.88						
Yes						20	PE7088-20	\$270.71						
Yes						30	PE7088-30	\$269.88						
Yes						1	PE7000-1	\$47.00						
Yes						2	PE7000-2	\$48.76						
BNC Male	BNC Female	2 GHz	Nickel Plated Brass	1.2:1	Yes	3	PE7000-3	\$46.86						
					Yes	6	PE7000-6	\$46.86						
					Yes	10	PE7000-10	\$46.86						
					Yes	20	PE7000-20	\$46.86						
					Yes	30	PE7000-30	\$46.86						
					N Male	N Female	3 GHz	Nickel Plated Brass	1.25:1	Yes	3	PE7163-3	\$64.56	
										1.2:1	Yes	3	PE7002-3	\$76.89
											Yes	6	PE7002-6	\$76.89
											Yes	10	PE7002-10	\$78.12
											Yes	20	PE7002-20	\$76.89
Yes	30	PE7002-30	\$76.89											
Yes	40	PE7002-40	\$83.15											
QMA Male	QMA Female	6 GHz	Tri-Metal Plated Brass	1.2:1								12	PE7AP1002-12	\$90.32
												15	PE7AP1002-15	\$90.32
												0	PE7AP1002-0	\$90.32
						20	PE7AP1002-20	\$90.32						
						1	PE7AP1002-1	\$90.32						
						2	PE7AP1002-2	\$90.32						
						3	PE7AP1002-3	\$90.32						
						6	PE7AP1002-6	\$90.32						
						9	PE7AP1002-9	\$90.32						
						0	PE7AP1000-0	\$128.52						
QN Male	QN Female	3 GHz	Tri-Metal Plated Brass	1.2:1		1	PE7AP1000-1	\$128.52						
						2	PE7AP1000-2	\$128.52						
						3	PE7AP1000-3	\$128.52						
						6	PE7AP1000-6	\$128.52						
						9	PE7AP1000-9	\$128.52						
						12	PE7AP1000-12	\$128.52						
						15	PE7AP1000-15	\$128.52						
						18	PE7AP1000-18	\$128.52						
						20	PE7AP1000-20	\$128.52						
					SMA Male	SMA Female	2 GHz	Tri-Metal Plated Brass	1.2:1	Yes	3	PE7161-3	\$56.27	
Yes	6	PE7161-6	\$54.19											
Yes	9	PE7161-9	\$52.08											
Yes	10	PE7161-10	\$57.10											
Yes	12	PE7161-12	\$52.08											

* Bi-Dir is Bi-Directional. If No then Attenuator is Directional. Maximum power applies to input connector only.



Free Shipping Available via UPS Ground to USA & Canada



Technical Support (866) 727-8376



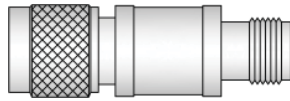
Same-Day Shipping, Even Custom Cable Assemblies

Attenuators


See Our Website For Current Pricing & Real-Time Stock Availability!

Fixed Attenuators

50 Ohm



TNC



2.92mm

Attenuators

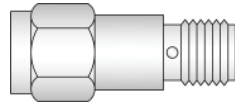
See Our Website For Current Pricing & Real-Time Stock Availability!

Max. Power (Watts)	Connector Input	Connector Output	Max. Freq.	Construction Material	VSWR Max.	Bi-Dir.*	ATTN. (dB)	Model No	1 Pc. Price	See Web for Volume Pricing	ROW	
1 W	SMA Male	SMA Female	2 GHz	Tri-Metal Plated Brass	1.2:1	Yes	15	PE7161-15	\$56.27	See Web for Volume Pricing	10	
				Passivated Stainless Steel		Yes	20	PE7161-20	\$57.10		11	
				Nickel Plated Brass		Yes	30	PE7161-30	\$57.10		12	
						Yes	40	PE7161-40	\$59.90		13	
	TNC Male	TNC Female		Yes		1	PE7003-1	\$72.73	14			
				Yes		10	PE7003-10	\$68.56	15			
				Yes		20	PE7003-20	\$68.56	16			
				Yes		30	PE7003-30	\$68.56	17			
			Yes	40	PE7003-40	\$72.73	18					
			Yes	3	PE7024-3	\$238.62	19					
	2 W	2.92mm Male	2.92mm Female	26.5 GHz	Passivated Stainless Steel	1.4:1	Yes	6	PE7024-6		\$238.62	20
					Stainless Steel		Yes	10	PE7024-10		\$238.62	21
							Yes	20	PE7024-20		\$238.62	22
					40 GHz		Yes	30	PE7024/SP-30		\$197.62	23
Yes							30	PE7024-30	\$238.62	24		
Yes							3	PE7090-3	\$353.24	25		
Yes				6			PE7090-6	\$353.24	26			
Yes				10			PE7090-10	\$353.24	27			
Yes				15			PE7090-15	\$353.24	28			
Yes				20			PE7090-20	\$353.24	29			
Yes				30			PE7090-30	\$354.07	30			
BNC Male				BNC Female	4 GHz		Nickel Plated Brass	1.6:1	1-1	PE7395-1	\$187.35	31
									2-2	PE7395-2	\$187.35	32
									3-3	PE7395-3	\$182.32	33
	6-6	PE7395-6	\$182.14			34						
	9-9	PE7395-9	\$181.31			35						
	10-10	PE7395-10	\$182.32			36						
	12-12	PE7395-12	\$185.48			37						
	15-15	PE7395-15	\$184.44			38						
N Male	N Female	12.4 GHz	Passivated Stainless Steel	1.25:1	20-20	PE7395-20	\$187.35	39				
					Yes	1	PE7049-1	\$103.16	40			
					Yes	2	PE7049-2	\$103.99	41			
					Yes	3	PE7049-3	\$98.78	42			
					Yes	6	PE7049-6	\$98.78	43			
					Yes	10	PE7049-10	\$98.78	44			
		18 GHz			Yes	20	PE7049-20	\$98.78	45			
					Yes	30	PE7049-30	\$97.95	46			
					Yes	3	PE7047-3	\$145.67	47			
					Yes	6	PE7047-6	\$144.84	48			
					Yes	9	PE7047-9	\$134.91	49			
					Yes	10	PE7047-10	\$145.67	50			
					Yes	12	PE7047-12	\$144.84	51			
					Yes	15	PE7047-15	\$144.84	52			
SMA Male	SMA Female	6 GHz	Copper	1.35:1	Yes	20	PE7047-20	\$145.67	53			
					Yes	30	PE7047-30	\$145.67	54			
					Yes	40	PE7047-40	\$155.26	55			
					Yes	3	PE7004-3	\$187.53	56			
					Yes	5	PE7004-5	\$197.77	57			
					Yes	6	PE7004-6	\$187.35	58			
					Yes	9	PE7004-9	\$173.73	59			
					Yes	10	PE7004-10	\$187.53	60			
					Yes	12	PE7004-12	\$186.52	61			
					Yes	15	PE7004-15	\$191.11	62			
SMA Male	SMA Female	6 GHz	Copper	1.22:1	Yes	20	PE7004-20	\$187.53	63			
					Yes	30	PE7004-30	\$187.35	64			
					Yes	40	PE7004-40	\$196.94	65			
					3	PE70A1009	\$137.55	66				
			Brass		1.15:1	3	PE70A1010	\$54.19	67			
					1.07:1	6	PE70A1011	\$145.57	68			
					1.15:1	6	PE70A1012	\$54.19	69			
					9	PE70A1013	\$54.19	70				
12	PE70A1014	\$54.19	71									
16	PE70A1015	\$54.19	72									
18	PE70A1016	\$54.19	73									

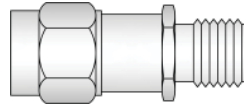
* Bi-Dir is Bi-Directional. If No then Attenuator is Directional. Maximum power applies to input connector only.

Fixed Attenuators

50 Ohm



SMA



SMA

Max. Power (Watts)	Connector Input	Connector Output	Max. Freq.	Construction Material	VSWR Max.	Bi-Dir.*	ATTN. (dB)	Model No	1 Pc. Price	See Web for Volume Pricing	ROW
2 W	SMA Male	SMA Female	3 GHz	Passivated Stainless Steel	1.2:1	Yes	1	PE7001-1	\$83.15	See Web for Volume Pricing	28
						Yes	2	PE7001-2	\$83.15		
						Yes	3	PE7001-3	\$74.21		
						Yes	4	PE7001-4	\$83.15		
						Yes	6	PE7001-6	\$76.25		
						Yes	9	PE7001-9	\$76.25		
						Yes	10	PE7001-10	\$77.08		
						Yes	12	PE7001-12	\$76.25		
						Yes	15	PE7001-15	\$76.25		
						Yes	20	PE7001-20	\$77.08		
						Yes	30	PE7001-30	\$76.25		
						Yes	40	PE7001-40	\$83.15		
						Yes	0	PE7091-0	\$38.34		
						Yes	1	PE7091-1	\$41.47		
			Yes		2	PE7091-2	\$45.85				
			Yes		3	PE7091-3	\$38.34				
			Yes		5	PE7091-5	\$46.68				
			Yes		6	PE7091-6	\$41.47				
			Yes		10	PE7091-10	\$41.65				
			Yes		12	PE7091-12	\$40.64				
			Yes		15	PE7091-15	\$40.64				
			Yes		20	PE7091-20	\$41.67				
			Yes		30	PE7091-30	\$41.67				
			Yes		40	PE7091-40	\$46.68				
			Yes		1	PE7162-1	\$39.38				
			Yes		2	PE7162-2	\$38.56				
			Yes		3	PE7162-3	\$35.21				
			Yes		5	PE7162-5	\$38.34				
			Yes		6	PE7162-6	\$34.17				
			Yes		9	PE7162-9	\$34.39				
			Yes		10	PE7162-10	\$35.40				
			Yes		12	PE7162-12	\$34.39				
			Yes		15	PE7162-15	\$34.39				
			Yes		20	PE7162-20	\$35.42				
			Yes		30	PE7162-30	\$35.21				
			Yes		40	PE7162-40	\$39.38				
			Yes		3	PE7045-3	\$103.16				
			Yes		6	PE7045-6	\$103.16				
			Yes		9	PE7045-9	\$95.32				
			Yes		10	PE7045-10	\$103.99				
			Yes		12	PE7045-12	\$95.32				
			Yes		15	PE7045-15	\$103.16				
			Yes		20	PE7045-20	\$103.16				
			Yes		30	PE7045-30	\$103.16				
			Yes		40	PE7045-40	\$113.58				
			Yes		1	PE7005-1	\$62.31				
			Yes		2	PE7005-2	\$61.75				
			Yes		3	PE7005-3	\$58.33				
			Yes		4	PE7005-4	\$62.31				
			Yes		5	PE7005-5	\$62.31				
Yes	6	PE7005-6	\$61.75								
Yes	8	PE7005-8	\$61.48								
Yes	9	PE7005-9	\$58.33								
Yes	10	PE7005-10	\$58.33								
Yes	12	PE7005-12	\$58.33								
Yes	15	PE7005-15	\$58.33								
Yes	20	PE7005-20	\$58.33								
Yes	30	PE7005-30	\$58.33								
Yes	40	PE7005-40	\$62.31								
Yes	1	PE7092-1	\$46.68								
Yes	2	PE7092-2	\$46.68								
Yes	3	PE7092-3	\$41.65								
Yes	4	PE7092-4	\$47.94								
Yes	5	PE7092-5	\$47.72								

Attenuators

See Our Website For Current Pricing & Real-Time Stock Availability!

* Bi-Dir is Bi-Directional. If No then Attenuator is Directional. Maximum power applies to input connector only.



Free Shipping Available via UPS Ground to USA & Canada



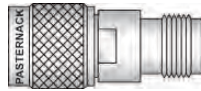
Technical Support (866) 727-8376



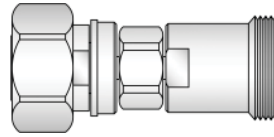
Same-Day Shipping, Even Custom Cable Assemblies

Fixed Attenuators

50 Ohm



TNC



7/16 DIN

Attenuators


See Our Website For Current Pricing & Real-Time Stock Availability!

Max. Power (Watts)	Connector Input	Connector Output	Max. Freq.	Construction Material	VSWR Max.	Bi-Dir.*	ATTN. (dB)	Model No	1 Pc. Price	See Web for Volume Pricing	ROW							
2 W	SMA Male	SMA Female	18 GHz	Passivated Stainless Steel	1.35:1	Yes	6	PE7092-6	\$41.65	See Web for Volume Pricing	33							
						Yes	9	PE7092-9	\$40.64									
						Yes	10	PE7092-10	\$41.65									
						Yes	12	PE7092-12	\$40.64									
						Yes	15	PE7092-15	\$41.47									
						Yes	20	PE7092-20	\$41.65									
						Yes	30	PE7092-30	\$41.47									
			Yes		40	PE7092-40	\$48.76											
			Yes		0	PE7087-0	\$82.32											
			Yes		2	PE7087-2	\$93.57											
			Yes		3	PE7087-3	\$88.36											
			Yes		5	PE7087-5	\$92.74											
			Yes		6	PE7087-6	\$88.36											
			Yes		9	PE7087-9	\$87.53											
	Yes	10	PE7087-10	\$90.15														
	Yes	12	PE7087-12	\$88.57														
	Yes	15	PE7087-15	\$93.57														
	Yes	20	PE7087-20	\$93.57														
	Yes	30	PE7087-30	\$88.36														
	Yes	2	PE7003-2	\$71.90														
	Yes	3	PE7003-3	\$68.56														
	Yes	6	PE7003-6	\$68.56														
	Yes	3	PE7051-3	\$144.84														
	Yes	6	PE7051-6	\$144.84														
	Yes	10	PE7051-10	\$145.67														
	Yes	20	PE7051-20	\$145.85														
	Yes	30	PE7051-30	\$144.84														
	Yes	40	PE7051-40	\$155.26														
Yes	3	PE7030-3	\$267.19															
Yes	6	PE7030-6	\$267.19															
Yes	10	PE7030-10	\$267.19															
Yes	20	PE7030-20	\$269.88															
Yes	30	PE7030-30	\$245.13															
Yes	3	PE7039-3	\$204.29															
Yes	6	PE7039-6	\$204.29															
Yes	10	PE7039-10	\$222.68															
Yes	30	PE7039-30	\$243.44															
Yes	1	PE7390-1	\$66.69															
Yes	2	PE7390-2	\$66.69															
Yes	3	PE7390-3	\$62.31															
Yes	6	PE7390-6	\$62.31															
Yes	10	PE7390-10	\$62.49															
Yes	15	PE7390-15	\$61.48															
Yes	20	PE7390-20	\$62.31															
Yes	30	PE7390-30	\$62.31															
Yes	3	PE7014-3	\$280.30															
Yes	6	PE7014-6	\$280.30															
Yes	10	PE7014-10	\$280.30															
Yes	20	PE7014-20	\$280.30															
Yes	30	PE7014-30	\$280.30															
Yes	40	PE7014-40	\$290.72															
Yes	3	PE7391-3	\$61.48															
Yes	6	PE7391-6	\$61.48															
Yes	10	PE7391-10	\$61.48															
Yes	15	PE7391-15	\$61.48															
Yes	20	PE7391-20	\$62.31															
Yes	30	PE7391-30	\$62.31															
Yes	1	PE7013-1	\$165.68															
Yes	2	PE7013-2	\$165.68															
Yes	3	PE7013-3	\$156.09															
Yes	6	PE7013-6	\$160.26															
Yes	10	PE7013-10	\$156.27															
Yes	20	PE7013-20	\$156.09															
5 W	7/16 DIN Male	7/16 DIN Female	2 GHz	Nickel Plated Brass	1.15:1	Yes	2	PE7003-2	\$71.90	See Web for Volume Pricing	35							
						Yes	3	PE7003-3	\$68.56									
						Yes	6	PE7003-6	\$68.56									
			Yes		3	PE7051-3	\$144.84											
			Yes		6	PE7051-6	\$144.84											
			Yes		10	PE7051-10	\$145.67											
	TNC Male	TNC Female	12.4 GHz	Nickel Plated Brass	1.25:1	Yes	20	PE7051-20	\$145.85			See Web for Volume Pricing	36					
						Yes	30	PE7051-30	\$144.84									
						Yes	40	PE7051-40	\$155.26									
			18 GHz		Passivated Stainless Steel	1.35:1	Yes	3	PE7030-3					\$267.19				
							Yes	6	PE7030-6					\$267.19				
							Yes	10	PE7030-10					\$267.19				
	SMA Male	SMA Female	3 GHz	Aluminum		1.2:1	Yes	20	PE7390-20					\$62.31	See Web for Volume Pricing	37		
							Yes	30	PE7390-30					\$62.31				
							Yes	3	PE7014-3					\$280.30				
			18 GHz		Black Anodized Aluminum Heatsink	1.4:1	Yes	6	PE7014-6					\$280.30				
							Yes	10	PE7014-10					\$280.30				
							Yes	20	PE7014-20					\$280.30				
	3 GHz	Aluminum	1.2:1	Yes		30	PE7014-30	\$280.30										
				Yes		40	PE7014-40	\$290.72										
				Yes		3	PE7391-3	\$61.48										
	18 GHz		Black Anodized Aluminum Heatsink	1.35:1	Yes	6	PE7391-6	\$61.48										
					Yes	10	PE7391-10	\$61.48										
					Yes	15	PE7391-15	\$61.48										
	SMA Male	SMA Female		3 GHz	Aluminum	1.2:1	Yes	20	PE7391-20					\$62.31			See Web for Volume Pricing	39
							Yes	30	PE7391-30					\$62.31				
							Yes	1	PE7013-1					\$165.68				
			18 GHz	Black Anodized Aluminum Heatsink		1.35:1	Yes	2	PE7013-2					\$165.68				
Yes							3	PE7013-3	\$156.09									
Yes							6	PE7013-6	\$160.26									
18 GHz	Black Anodized Aluminum Heatsink	1.35:1	Yes		10	PE7013-10	\$156.27											
			Yes		20	PE7013-20	\$156.09											

* Bi-Dir is Bi-Directional. If No then Attenuator is Directional. Maximum power applies to input connector only.

Fixed Attenuators

50 Ohm



TNC



7/16 DIN

Max. Power (Watts)	Connector Input	Connector Output	Max. Freq.	Construction Material	VSWR Max.	Bi-Dir.*	ATTN. (dB)	Model No	1 Pc. Price	See Web for Volume Pricing	ROW
5 W	SMA Male	SMA Female	18 GHz	Black Anodized Aluminum Heatsink	1.35:1	Yes	30	PE7013-30	\$156.09		42
	TNC Male	TNC Female				Yes	40	PE7013-40	\$166.51		43
						Yes	1	PE7052-1	\$272.40		44
						Yes	2	PE7052-2	\$272.40		
						Yes	3	PE7052-3	\$272.40		
						Yes	6	PE7052-6	\$296.92		
						Yes	10	PE7052-10	\$296.92		
						Yes	20	PE7052-20	\$272.40		
Yes			30	PE7052-30	\$301.14						
10 W	7/16 DIN Male	7/16 DIN Female	7.5 GHz	Black Anodized Aluminum Heatsink	1.45:1	Yes	3	PE7040-3	\$299.66	See Web for Volume Pricing	44
	BNC Male	BNC Female	2 GHz		1.6:1	Yes	6	PE7040-6	\$290.64		45
					Yes	10	PE7040-10	\$299.66	46		
					Yes	30	PE7040-30	\$214.26			
					Yes	3	PE7025-3	\$301.14			
					Yes	6	PE7025-6	\$301.14			
					Yes	10	PE7025-10	\$301.14			
					Yes	20	PE7025-20	\$301.14			47
					Yes	30	PE7025-30	\$301.14			
					Yes	40	PE7025-40	\$311.56			
					Yes	3	PE7010-3	\$218.61			
					Yes	6	PE7010-6	\$218.61			
					Yes	10	PE7010-10	\$218.61			
	N Male	N Female	3 GHz		1.2:1	Yes	20	PE7010-20	\$218.61		48
					Yes	30	PE7010-30	\$217.78	49		
					Yes	40	PE7010-40	\$198.46			
					Yes	3	PE7386-3	\$144.84			
					Yes	6	PE7386-6	\$144.84			
					Yes	10	PE7386-10	\$144.84			
					Yes	15	PE7386-15	\$119.10			
					Yes	20	PE7386-20	\$144.84			
			Yes		30	PE7386-30	\$144.84	50			
			Yes		40	PE7386-40	\$155.26				
			12.4 GHz		1.35:1	Yes	3		PE7048-3		\$342.82
						Yes	6		PE7048-6		\$341.49
						Yes	10		PE7048-10		\$342.82
						Yes	20		PE7048-20		\$353.24
						Yes	30		PE7048-30		\$343.65
						Yes	40		PE7048-40		\$353.24
	Yes	3				PE7015-3	\$353.24				
	Yes	6				PE7015-6	\$354.07				
	SMA Male	SMA Female	18 GHz		1.4:1	Yes	10	PE7015-10	\$353.24		51
Yes				20		PE7015-20	\$354.07	52			
Yes				30		PE7015-30	\$354.07				
Yes				40		PE7015-40	\$363.66				
Yes				1		PE7016-1	\$342.82				
Yes				2		PE7016-2	\$313.29				
Yes				3		PE7016-3	\$333.23				
Yes				6		PE7016-6	\$333.23				
Yes				10		PE7016-10	\$333.41		53		
Yes				20		PE7016-20	\$333.41				
Yes				30		PE7016-30	\$333.23				
Yes				40		PE7016-40	\$353.24				
Yes				3		PE7053-3	\$447.02				
Yes				20		PE7053-20	\$447.02				
Yes				30		PE7053-30	\$447.02				
Yes				40		PE7053-40	\$467.86				
15 W	4.3-10 Male	4.3-10 Female	6 GHz	Aluminum	1.15:1		10	PE7AP1001-10	\$284.82		52
							3	PE7AP1001-3	\$284.82		
							6	PE7AP1001-6	\$284.82		
							20	PE7AP1001-20	\$284.82		
25 W	7/16 DIN Male	7/16 DIN Female	6 GHz	Black Anodized Aluminum Heatsink	1.3:1	Yes	50	PE7379-50	\$455.66		53
			7.5 GHz		1.45:1	Yes	10	PE7379-10	\$573.58		
					Yes	20	PE7379-20	\$477.98			
					Yes	30	PE7379-30	\$455.66			

Attenuators

See Our Website For Current Pricing & Real-Time Stock Availability!

* Bi-Dir is Bi-Directional. If No then Attenuator is Directional. Maximum power applies to input connector only.



Free Shipping Available via UPS Ground to USA & Canada



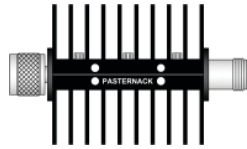
Technical Support (866) 727-8376



Same-Day Shipping, Even Custom Cable Assemblies

Fixed Attenuators

50 Ohm



7/16 DIN



N

Attenuators


See Our Website For Current Pricing & Real-Time Stock Availability!

Max. Power (Watts)	Connector Input	Connector Output	Max. Freq.	Construction Material	VSWR Max.	Bi-Dir.*	ATTN. (dB)	Model No	1 Pc. Price	See Web for Volume Pricing	ROW												
25 W	7/16 DIN Male		7.5 GHz	Black Anodized Aluminum Heatsink	1.45:1	Yes	40	PE7379-40	\$455.66	See Web for Volume Pricing	53												
						Yes	3	PE7379-3	\$455.66														
						Yes	6	PE7379-6	\$455.66														
	7/16 DIN Female	7/16 DIN Female	6 GHz		1.3:1	Yes	50	PE7380-50	\$462.25		See Web for Volume Pricing	54											
						Yes	3	PE7380-3	\$462.25														
						Yes	6	PE7380-6	\$462.25														
			7.5 GHz		1.45:1	Yes	10	PE7380-10	\$462.25			See Web for Volume Pricing	55										
						Yes	20	PE7380-20	\$462.25														
						Yes	30	PE7380-30	\$462.25														
			6 GHz		1.3:1	Yes	50	PE7366-50	\$403.39				See Web for Volume Pricing	56									
						Yes	10	PE7366-10	\$403.39														
						Yes	20	PE7366-20	\$403.39														
			7.5 GHz		1.45:1	Yes	30	PE7366-30	\$403.39					See Web for Volume Pricing	57								
						Yes	40	PE7366-40	\$403.39														
						Yes	3	PE7366-3	\$403.39														
	N Male	N Female			4 GHz	1.25:1	Yes	3	PE7392-3						\$194.43	See Web for Volume Pricing	58						
							Yes	6	PE7392-6						\$196.94								
							Yes	10	PE7392-10						\$196.94								
							Yes	20	PE7392-20						\$197.77								
							Yes	30	PE7392-30						\$197.77								
							Yes	40	PE7392-40						\$207.36								
					8 GHz	1.6:1	Yes	50	PE7367-50						\$447.02		See Web for Volume Pricing	59					
							Yes	1	PE7017-1						\$519.96								
							Yes	3	PE7017-3						\$509.54								
							Yes	6	PE7017-6						\$476.79								
							Yes	10	PE7017-10						\$509.54								
							Yes	20	PE7017-20						\$509.54								
			18 GHz		1.45:1	Yes	30	PE7017-30	\$509.54						See Web for Volume Pricing			60					
						Yes	40	PE7017-40	\$519.96														
						Yes	10	PE7367-10	\$442.73														
						Yes	20	PE7367-20	\$442.73														
						Yes	30	PE7367-30	\$431.93														
						Yes	40	PE7367-40	\$447.02														
	TNC Female				1.45:1	Yes	3	PE7367-3	\$442.73									See Web for Volume Pricing	61				
						Yes	6	PE7367-6	\$442.73														
						Yes	10	PE7368-10	\$372.92														
	N Female	7/16 DIN Male			6 GHz	1.3:1	Yes	50	PE7370-50										\$395.41	See Web for Volume Pricing	62		
							Yes	3	PE7370-3										\$395.41				
							Yes	6	PE7370-6										\$395.41				
							Yes	10	PE7370-10										\$395.41				
							Yes	20	PE7370-20										\$395.41				
							Yes	30	PE7370-30										\$395.41				
					7.5 GHz	1.45:1	Yes	40	PE7370-40										\$395.41		See Web for Volume Pricing	63	
								Yes	50										PE7369-50				\$402.00
								Yes	10										PE7369-10				\$402.00
								Yes	20										PE7369-20				\$402.00
								Yes	30										PE7369-30				\$402.00
								Yes	40										PE7369-40				\$402.00
			6 GHz	1.3:1	Yes	3	PE7369-3	\$402.00	See Web for Volume Pricing	64													
						Yes	6	PE7369-6											\$402.00				
						Yes	50	PE7371-50											\$358.55				
						Yes	10	PE7371-10			\$420.43												
						Yes	3	PE7371-3			\$420.43												
						Yes	6	PE7371-6			\$420.43												
N Female		8 GHz	1.6:1	Yes	20	PE7371-20	\$419.93	See Web for Volume Pricing		65													
					Yes	30	PE7371-30				\$419.93												
					Yes	40	PE7371-40				\$436.60												
					Yes	10	PE7373-10				\$375.95												
					Yes	3	PE7373-3				\$375.95												
					Yes	6	PE7373-6				\$375.95												
TNC Male			1.45:1	Yes	10	PE7373-10	\$375.95			See Web for Volume Pricing	66												


* Bi-Dir is Bi-Directional. If No then Attenuator is Directional. Maximum power applies to input connector only.

Fixed Attenuators

50 Ohm



TNC



N

Max. Power (Watts)	Connector Input	Connector Output	Max. Freq.	Construction Material	VSWR Max.	Bi-Dir.*	ATTN. (dB)	Model No	1 Pc. Price	See Web for Volume Pricing	ROW
25 W	N Female	TNC Female	18 GHz	Black Anodized Aluminum Heatsink	1.6:1	Yes	30	PE7372-30	\$371.52	See Web for Volume Pricing	65
		N Female				Yes	30	PE7356-30	\$425.60		66
	SMA Male	SMA Female	4 GHz		1.25:1	Yes	3	PE7393-3	\$153.10		67
						Yes	10	PE7393-10	\$188.32		
						Yes	20	PE7393-20	\$188.32		
						Yes	30	PE7393-30	\$188.32		
						Yes	40	PE7393-40	\$207.36		
						Yes	50	PE7357-50	\$330.56		68
			6 GHz		1.4:1	Yes	1	PE7018-1	\$519.96		
						Yes	2	PE7018-2	\$519.96		
						Yes	3	PE7018-3	\$509.54		
						Yes	6	PE7018-6	\$509.54		
						Yes	10	PE7018-10	\$509.54		69
						Yes	20	PE7018-20	\$509.54		
	18 GHz	1.6:1	Yes		30	PE7018-30	\$519.96				
			Yes		40	PE7018-40	\$519.96				
			Yes		10	PE7357-10	\$406.59				
			Yes		20	PE7357-20	\$330.56				
			Yes		30	PE7357-30	\$406.59	70			
			Yes		40	PE7357-40	\$415.76				
	SMA Female	N Male	18 GHz		1.45:1	Yes	30	PE7362-30	\$344.49		71
		SMA Female				Yes	10	PE7363-10	\$403.09		
	TNC Male	TNC Female	6 GHz		1.6:1	Yes	20	PE7363-20	\$403.09		
						Yes	30	PE7363-30	\$403.09		72
Yes				6		PE7363-6	\$403.09				
Yes				40		PE7363-40	\$436.60				
Yes				10		PE7054-10	\$717.94				
Yes				20		PE7054-20	\$717.94	73			
TNC Female	TNC Female	6 GHz	1.4:1	Yes	30	PE7054-30	\$717.94				
				Yes	40	PE7054-40	\$612.99				
				Yes	20	PE7375-20	\$388.91				
				Yes	30	PE7375-30	\$370.75	74			
7/16 DIN Male	7/16 DIN Female	6 GHz	1.6:1	Yes	40	PE7375-40	\$384.49				
				1.3:1	Yes	50	PE7378-50	\$384.49	75		
				7.5 GHz	1.45:1	No	50	PE7312-50	\$503.28	76	
						No	30	PE7042-30	\$603.32	77	
						No	3	PE7312-3	\$527.96		
						No	6	PE7312-6	\$503.28		
		No	10			PE7312-10	\$527.96	78			
		No	20			PE7312-20	\$503.28				
		7/16 DIN Female	7/16 DIN Male	6 GHz	1.3:1	No	30	PE7312-30	\$503.28		
						No	40	PE7312-40	\$503.28		
						No	50	PE7310-50	\$503.28		
						No	3	PE7310-3	\$527.96		
No	6					PE7310-6	\$503.28	79			
No	10					PE7310-10	\$527.96				
7.5 GHz	1.45:1			No	20	PE7310-20	\$503.28				
				No	30	PE7310-30	\$503.28				
				No	40	PE7310-40	\$503.28				
				No	50	PE7313-50	\$509.90				
				No	3	PE7313-3	\$509.90				
				No	6	PE7313-6	\$571.09	80			
N Female	N Female	6 GHz	1.45:1	No	10	PE7313-10	\$509.90				
				No	20	PE7313-20	\$509.90				
				No	30	PE7313-30	\$509.90				
				No	40	PE7313-40	\$571.09				
				No	50	PE7316-50	\$473.11	81			
				No	50	PE7321-50	\$449.68	82			

* Bi-Dir is Bi-Directional. If No then Attenuator is Directional. Maximum power applies to input connector only.



Free Shipping Available via UPS Ground to USA & Canada



Technical Support (866) 727-8376



Same-Day Shipping, Even Custom Cable Assemblies

Attenuators

See Our Website For Current Pricing & Real-Time Stock Availability!

Fixed Attenuators

50 Ohm



N



N - 7/16 DIN

Attenuators


See Our Website For Current Pricing & Real-Time Stock Availability!

Max. Power (Watts)	Connector Input	Connector Output	Max. Freq.	Construction Material	VSWR Max.	Bi-Dir.*	ATTN. (dB)	Model No	1 Pc. Price	See Web for Volume Pricing	R O W	
50 W	7/16 DIN Female	N Female	7.5 GHz	Black Anodized Aluminum Heatsink	1.45:1	No	3	PE7316-3	\$451.01	See Web for Volume Pricing	83	
						No	6	PE7316-6	\$451.01			
						No	10	PE7316-10	\$451.01			
						No	20	PE7316-20	\$451.01			
						No	30	PE7316-30	\$451.01			
						No	40	PE7316-40	\$451.01			
		18 GHz	No			3	PE7321-3	\$449.68				
			No			6	PE7321-6	\$449.68				
			No			10	PE7321-10	\$449.68				
			No			20	PE7321-20	\$449.68				
			No			30	PE7321-30	\$449.68				
			No			40	PE7321-40	\$449.68				
	N Male	7/16 DIN Female	7.5 GHz		1.3:1	No	50	PE7314-50	\$451.01			
						No	3	PE7314-3	\$451.01			
						No	6	PE7314-6	\$451.01			
						No	10	PE7314-10	\$451.01			
						No	20	PE7314-20	\$451.01			
						No	30	PE7314-30	\$451.01			
		N Female	3 GHz			1.15:1	No	40	PE7314-40			\$451.01
							No	3	PE7388-3			\$202.15
							No	6	PE7388-6			\$202.15
							No	15	PE7388-15			\$207.36
							No	20	PE7388-20			\$208.19
							No	30	PE7388-30			\$208.19
N Female	4 GHz	1.35:1	No	40	PE7388-40		\$228.20					
			Yes	3	PE7389-3		\$217.78					
			Yes	6	PE7389-6		\$217.78					
			Yes	10	PE7389-10		\$217.78					
			Yes	15	PE7389-15		\$217.78					
			Yes	20	PE7389-20		\$218.61					
	6 GHz		18 GHz	1.45:1	Yes	30	PE7389-30	\$218.61				
					Yes	40	PE7389-40	\$229.03				
					Yes	3	PE7394-3	\$271.34				
					Yes	6	PE7394-6	\$271.34				
					Yes	10	PE7394-10	\$271.34				
					Yes	30	PE7394-30	\$285.19				
N Female	6 GHz	1.3:1	Yes		40	PE7394-40	\$287.32					
			No		50	PE7322-50	\$455.47					
			No		6	PE7019-6	\$582.48					
			No		10	PE7019-10	\$582.48					
			No		20	PE7019-20	\$582.48					
			No		30	PE7019-30	\$582.48					
	18 GHz		1.6:1	No	40	PE7019-40	\$603.32					
				No	3	PE7322-3	\$519.96					
				No	6	PE7322-6	\$519.96					
				No	10	PE7322-10	\$519.96					
				No	20	PE7322-20	\$519.96					
				No	30	PE7322-30	\$519.96					
N Female	6 GHz	1.3:1		No	40	PE7322-40	\$455.47					
				No	50	PE7311-50	\$443.07					
				No	3	PE7311-3	\$443.07					
				No	6	PE7311-6	\$443.07					
				No	10	PE7311-10	\$443.07					
				No	20	PE7311-20	\$443.07					
	7/16 DIN Male		7.5 GHz	1.45:1	No	30	PE7311-30	\$443.07				
					No	40	PE7311-40	\$443.07				
					No	50	PE7315-50	\$449.68				
					No	3	PE7315-3	\$449.68				
					No	6	PE7315-6	\$449.68				
					No	10	PE7315-10	\$449.68				
N Female	7/16 DIN Female	7.5 GHz	No		20	PE7315-20	\$449.68					
			No		30	PE7315-30	\$449.68					
			No		40	PE7315-40	\$471.73					
			1.3:1		No	50	PE7317-50	\$536.63				

* Bi-Dir is Bi-Directional. If No then Attenuator is Directional. Maximum power applies to input connector only.

Fixed Attenuators

50 Ohm



Max. Power (Watts)	Connector Input	Connector Output	Max. Freq.	Construction Material	VSWR Max.	Bi-Dir.*	ATTN. (dB)	Model No	1 Pc. Price	See Web for Volume Pricing	ROW			
50 W	N Female	N Male	18 GHz	Black Anodized Aluminum Heatsink	1.6:1	No	3	PE7317-3	\$519.96	See Web for Volume Pricing	94			
						No	6	PE7317-6	\$519.96					
						No	10	PE7317-10	\$519.96					
						No	20	PE7317-20	\$519.96					
						No	30	PE7317-30	\$519.96					
		No	40			PE7317-40	\$530.38							
		N Female	N Female			6 GHz	1.3:1	No	50			PE7323-50	\$432.73	
								No	3			PE7323-3	\$453.94	
								No	6			PE7323-6	\$453.94	
								No	10			PE7323-10	\$525.42	
	No				20			PE7323-20	\$525.42					
	No				30			PE7323-30	\$527.90					
	No				40			PE7323-40	\$530.38					
	No				30			PE7335-30	\$499.69					
	No				40			PE7335-40	\$416.40					
	SMA Male				SMA Female			18 GHz	1.6:1			No	20	PE7341-20
		No	30			PE7324-30	\$439.99							
		SMA Female	1.45:1			No	6					PE7020-6	\$582.48	
						No	10					PE7020-10	\$582.48	
						No	20					PE7020-20	\$582.48	
					No	30	PE7020-30					\$582.48		
					No	40	PE7020-40					\$603.32		
		SMA Female	SMA Male		18 GHz	1.6:1	No					10	PE7336-10	\$422.87
							No					20	PE7336-20	\$483.75
							No					30	PE7336-30	\$422.87
	No						20	PE7318-20	\$438.35					
	No						30	PE7318-30	\$526.03					
	SMA Female		SMA Female				18 GHz	1.6:1	No			40	PE7318-40	\$438.35
									No			30	PE7325-30	\$436.81
									No			40	PE7325-40	\$436.81
No				3					PE7330-3	\$507.45				
No				10					PE7330-10	\$422.87				
TNC Male	N Female	18 GHz	1.6:1	No	10	PE7330-10	\$503.42							
				No	30	PE7330-30	\$483.75							
				No	40	PE7330-40	\$483.75							
				No	6	PE7337-6	\$503.60							
				No	10	PE7337-10	\$503.60							
	TNC Female			TNC Female	18 GHz	1.6:1	No	20	PE7337-20	\$503.60				
							No	30	PE7337-30	\$503.60				
							No	40	PE7337-40	\$509.54				
							No	50	PE7337-50	\$509.54				
							No	3	PE7326-3	\$473.26				
TNC Male	TNC Female	18 GHz	1.45:1	No	10	PE7055-10	\$973.88							
				No	20	PE7055-20	\$811.57							
				No	30	PE7055-30	\$759.62							
				No	40	PE7055-40	\$708.33							
				No	20	PE7343-20	\$464.89							
	TNC Female			TNC Male	18 GHz	1.6:1	No	40	PE7343-40	\$487.67				
							No	10	PE7351-10	\$482.74				
							No	20	PE7351-20	\$482.74				
							No	40	PE7351-40	\$579.29				
							No	50	PE7351-50	\$482.74				
7/16 DIN Male	7/16 DIN Female	1.5 GHz	1.25:1	No	30	PE7043-30	\$612.99							
				No	3	PE7203-3	\$807.95							
				No	6	PE7203-6	\$807.95							
				No	10	PE7203-10	\$807.95							
				No	20	PE7203-20	\$847.55							
		6 GHz		1.45:1	No	30	PE7203-30	\$807.95						
					No	40	PE7203-40	\$863.41						
					No	50	PE7203-50	\$863.41						
					No	60	PE7203-60	\$950.31						

* Bi-Dir is Bi-Directional. If No then Attenuator is Directional. Maximum power applies to input connector only.



Free Shipping Available via UPS Ground to USA & Canada



Technical Support (866) 727-8376



Same-Day Shipping, Even Custom Cable Assemblies

Attenuators

See Our Website For Current Pricing & Real-Time Stock Availability!

Fixed Attenuators

50 Ohm



7/16 DIN



BNC

Attenuators

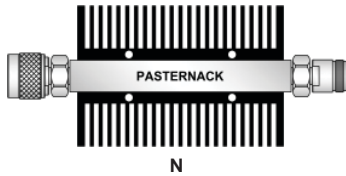
See Our Website For Current Pricing & Real-Time Stock Availability!

Max. Power (Watts)	Connector Input	Connector Output	Max. Freq.	Construction Material	VSWR Max.	Bi-Dir.*	ATTN. (dB)	Model No	1 Pc. Price	See Web for Volume Pricing	ROW	
100 W	7/16 DIN Male	N Female	6 GHz	Black Anodized Aluminum Heatsink	1.45:1	No	3	PE7211-3	\$739.16	See Web for Volume Pricing	12	
						No	6	PE7211-6	\$739.16			
						No	10	PE7211-10	\$739.16			
						No	20	PE7211-20	\$739.16			
						No	30	PE7211-30	\$775.39			
						No	40	PE7211-40	\$833.49			
	7/16 DIN Female	7/16 DIN Male				7/16 DIN Male	No	50	PE7211-50		\$833.49	
							No	60	PE7211-60		\$794.56	
							No	3	PE7201-3		\$807.95	
							No	6	PE7201-6		\$807.95	
							No	10	PE7201-10		\$807.95	
							No	20	PE7201-20		\$847.55	
		7/16 DIN Female				7/16 DIN Female	7/16 DIN Female	No	30		PE7201-30	\$807.95
								No	40		PE7201-40	\$863.41
								No	50		PE7201-50	\$863.41
								No	60		PE7201-60	\$863.41
								No	3		PE7204-3	\$815.52
								No	6		PE7204-6	\$815.52
	7/16 DIN Female					N Male	N Male	No	10		PE7204-10	\$815.52
								No	20		PE7204-20	\$815.52
								No	30		PE7204-30	\$815.52
								No	40		PE7204-40	\$870.97
								No	50		PE7204-50	\$870.97
								No	60		PE7204-60	\$870.97
		7/16 DIN Female				N Female	N Female	No	3		PE7207-3	\$748.22
								No	6		PE7207-6	\$748.22
								No	10		PE7207-10	\$748.22
								No	20		PE7207-20	\$748.22
								No	30		PE7207-30	\$748.22
								No	40		PE7207-40	\$803.68
	7/16 DIN Female					N Male	N Male	No	50		PE7207-50	\$803.68
								No	60		PE7207-60	\$803.68
								No	3		PE7212-3	\$746.72
								No	6		PE7212-6	\$746.72
								No	10		PE7212-10	\$746.72
								No	20		PE7212-20	\$746.72
		7/16 DIN Female				N Female	N Female	No	30		PE7212-30	\$746.72
								No	40		PE7212-40	\$802.13
								No	50		PE7212-50	\$802.13
								No	60		PE7212-60	\$802.13
								No	3		PE7026-3	\$749.21
								No	6		PE7026-6	\$780.46
	7/16 DIN Female					BNC Male	BNC Female	No	10		PE7026-10	\$749.21
								No	20		PE7026-20	\$780.46
								No	30		PE7026-30	\$780.46
								No	40		PE7026-40	\$801.30
								No	3		PE7205-3	\$748.22
								No	6		PE7205-6	\$748.22
7/16 DIN Female		7/16 DIN Female	7/16 DIN Female	No	10	PE7205-10	\$748.22					
				No	20	PE7205-20	\$748.22					
				No	30	PE7205-30	\$748.22					
				No	40	PE7205-40	\$803.68					
				No	50	PE7205-50	\$803.68					
				No	60	PE7205-60	\$803.68					
	7/16 DIN Female	N Male	N Male	No	6	PE7021-6	\$832.56					
				No	10	PE7021-10	\$697.10					
				No	20	PE7021-20	\$697.10					
				No	30	PE7021-30	\$832.56					
				No	40	PE7021-40	\$764.21					
				Yes	3	PE7385-3	\$436.60					
7/16 DIN Female		N Female	N Female	Yes	6	PE7385-6	\$436.60					
				Yes	10	PE7385-10	\$436.60					
				Yes	20	PE7385-20	\$436.60					
				Yes	30	PE7385-30	\$436.60					
				Yes	40	PE7385-40	\$447.02					
				Yes	40	PE7385-40	\$447.02					

* Bi-Dir is Bi-Directional. If No then Attenuator is Directional. Maximum power applies to input connector only.

Fixed Attenuators

50 Ohm



N



SMA

Max. Power (Watts)	Connector Input	Connector Output	Max. Freq.	Construction Material	VSWR Max.	Bi-Dir.*	ATTN. (dB)	Model No	1 Pc. Price	See Web for Volume Pricing	ROW		
100 W	N Male	N Female	4 GHz	Black Anodized Aluminum Heatsink	1.2:1	Yes	3	PE7421-3	\$509.54	See Web for Volume Pricing	21		
						Yes	6	PE7421-6	\$509.54				
						Yes	10	PE7421-10	\$519.96				
						Yes	20	PE7421-20	\$520.79				
						Yes	30	PE7421-30	\$551.22				
						No	40	PE7421-40	\$624.99				
						No	3	PE7213-3	\$679.43			22	
		No	6			PE7213-6	\$739.40						
		No	10			PE7213-10	\$763.29						
		No	20			PE7213-20	\$767.78						
		No	30			PE7213-30	\$751.43						
		No	40			PE7213-40	\$778.24						
		No	50			PE7213-50	\$793.19						
		No	60			PE7213-60	\$770.82						
	No	30	PE7237-30	\$693.54	23								
	N Female	7/16 DIN Male	6 GHz	1.45:1	No	3	PE7202-3	\$739.16	24				
					No	6	PE7202-6	\$739.16					
					No	10	PE7202-10	\$739.16					
					No	20	PE7202-20	\$739.16					
					No	30	PE7202-30	\$739.16					
					No	40	PE7202-40	\$794.56					
					No	50	PE7202-50	\$794.56					
					No	60	PE7202-60	\$794.56					
		No			3	PE7206-3	\$746.72	25					
		No			6	PE7206-6	\$746.72						
		No			10	PE7206-10	\$746.72						
		No			20	PE7206-20	\$836.34						
		No			30	PE7206-30	\$746.72						
		No			40	PE7206-40	\$802.13						
		No			50	PE7206-50	\$802.13						
		No			60	PE7206-60	\$802.13						
No		3			PE7208-3	\$712.72	26						
No	6	PE7208-6	\$760.97										
No	10	PE7208-10	\$712.72										
No	20	PE7208-20	\$763.29										
No	30	PE7208-30	\$732.86										
No	40	PE7208-40	\$778.24										
No	50	PE7208-50	\$770.82										
No	60	PE7208-60	\$770.82										
N Female	N Female	6 GHz	1.45:1	No	3	PE7214-3	\$754.92	27					
				No	6	PE7214-6	\$739.69						
				No	10	PE7214-10	\$747.51						
				No	20	PE7214-20	\$754.92						
				No	30	PE7214-30	\$754.92						
				No	40	PE7214-40	\$769.26						
				No	50	PE7214-50	\$798.25						
				No	60	PE7214-60	\$780.50						
				SMA Male	SMA Female	1.5 GHz	1.25:1		No	6	PE7022-6	\$749.21	28
									No	10	PE7022-10	\$750.96	
No	30	PE7022-30	\$759.62										
No	40	PE7022-40	\$776.49										
No	50	PE7227-50	\$702.82										
No	60	PE7227-60	\$763.01										
SMA Female	SMA Male	6 GHz	1.45:1	No	6	PE7221-6	\$679.16	29					
				No	10	PE7221-10	\$679.16						
				No	20	PE7221-20	\$679.16						
				No	40	PE7221-40	\$737.26						
				No	50	PE7221-50	\$737.26						
	SMA Female			SMA Female	6 GHz	1.45:1	No	60	PE7221-60	\$763.01	30		
							No	3	PE7228-3	\$675.89			
							No	20	PE7228-20	\$721.62			
							No	30	PE7228-30	\$757.00			
							No	50	PE7228-50	\$763.01			
											31		

Attenuators

See Our Website For Current Pricing & Real-Time Stock Availability!

* Bi-Dir is Bi-Directional. If No then Attenuator is Directional. Maximum power applies to input connector only.



Free Shipping Available via UPS Ground to USA & Canada



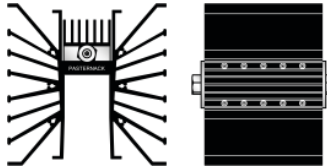
Technical Support (866) 727-8376



Same-Day Shipping, Even Custom Cable Assemblies

Fixed Attenuators

50 Ohm



Attenuators

See Our Website For Current Pricing & Real-Time Stock Availability!

Max. Power (Watts)	Connector Input	Connector Output	Max. Freq.	Construction Material	VSWR Max.	Bi-Dir.*	ATTN. (dB)	Model No	1 Pc. Price	See Web for Volume Pricing	ROW
100 W	TNC Female	N Male	6 GHz	Black Anodized Aluminum Heatsink	1.45:1	No	30	PE7210-30	\$693.54		32
		N Female				No	3	PE7218-3	\$692.02		33
200 W	N Male	N Female	3 GHz	Black Anodized Aluminum Heatsink	1.35:1	No	10	PE7387-10	\$618.95		34
						No	20	PE7387-20	\$624.16		
						No	30	PE7387-30	\$624.99		
						No	40	PE7387-40	\$645.69		
300 W	7/16 DIN Male	7/16 DIN Male	3 GHz	Black Aluminum Heatsink	1.4:1	No	3-3	PE7417-3	\$1,261.18		35
						No	6-6	PE7417-6	\$1,261.18		
						No	10-10	PE7417-10	\$1,261.18		
						No	20-20	PE7417-20	\$1,261.18		
						No	30-30	PE7417-30	\$1,261.18		
						No	40-40	PE7417-40	\$1,261.18		
		No				50-50	PE7417-50	\$1,261.18			
		No				3-3	PE7418-3	\$1,269.69			
		No				6-6	PE7418-6	\$1,269.69			
		No				10-10	PE7418-10	\$1,269.69			
		No				20-20	PE7418-20	\$1,269.69			
		No				30-30	PE7418-30	\$1,269.69			
	No	40-40	PE7418-40	\$1,269.69							
	No	50-50	PE7418-50	\$1,269.69							
	No	3-3	PE7420-3	\$1,269.69							
	No	6-6	PE7420-6	\$1,269.69							
	No	10-10	PE7420-10	\$1,269.69							
	No	20-20	PE7420-20	\$1,269.69							
	No	30-30	PE7420-30	\$1,269.69							
	No	40-40	PE7420-40	\$1,269.69							
	No	50-50	PE7420-50	\$1,295.10							
	No	3-3	PE7419-3	\$1,278.22							
	No	6-6	PE7419-6	\$1,278.22							
	No	10-10	PE7419-10	\$1,278.22							
	No	20-20	PE7419-20	\$1,278.22							
	No	30-30	PE7419-30	\$1,278.22							
	No	40-40	PE7419-40	\$1,278.22							
	No	50-50	PE7419-50	\$1,278.22							
No	3-3	PE7409-3	\$1,126.48								
No	6-6	PE7409-6	\$1,126.48								
No	10-10	PE7409-10	\$1,126.48								
No	20-20	PE7409-20	\$1,126.48								
No	30-30	PE7409-30	\$1,126.48								
No	40-40	PE7409-40	\$1,126.48								
No	50-50	PE7409-50	\$1,126.48								
No	3	PE7031-3	\$1,764.10								
No	20	PE7031-20	\$1,834.66								
No	30	PE7031-30	\$1,834.66								
No	3-3	PE7410-3	\$1,124.77								
No	6-6	PE7410-6	\$1,124.77								
No	10-10	PE7410-10	\$1,124.77								
No	20-20	PE7410-20	\$1,124.77								
No	30-30	PE7410-30	\$1,124.77								
No	40-40	PE7410-40	\$1,124.77								
No	50-50	PE7410-50	\$1,124.77								
No	3-3	PE7412-3	\$1,124.77								
No	6-6	PE7412-6	\$1,124.77								
No	10-10	PE7412-10	\$1,124.77								
No	20-20	PE7412-20	\$1,124.77								
No	30-30	PE7412-30	\$1,124.77								
No	40-40	PE7412-40	\$1,124.77								
No	50-50	PE7412-50	\$1,124.77								
No	3-3	PE7411-3	\$1,123.06								
No	6-6	PE7411-6	\$1,123.06								
No	10-10	PE7411-10	\$1,123.06								
No	20-20	PE7411-20	\$1,123.06								

* Bi-Dir is Bi-Directional. If No then Attenuator is Directional. Maximum power applies to input connector only.

Fixed Attenuators

50 Ohm



Max. Power (Watts)	Connector Input	Connector Output	Max. Freq.	Construction Material	VSWR Max.	Bi-Dir.*	ATTN. (dB)	Model No	1 Pc. Price	See Web for Volume Pricing	ROW	
300 W	N Female	N Female	3 GHz	Black Aluminum Heatsink	1.4:1	No	30-30	PE7411-30	\$1,123.06	See Web for Volume Pricing	43	
						No	40-40	PE7411-40	\$1,123.06			
						No	50-50	PE7411-50	\$1,123.06			
500 W	N Male	N Female	1,000 MHz	Black Anodized Aluminum Heatsink	1.15:1	No	6	PE7032-6	\$2,230.24		44	
						No	30	PE7032-30	\$2,230.24			
			2.4 GHz			No	2	PE7085-2	\$2,291.36			45
						No	3	PE7085-3	\$2,291.36			
						No	10-10	PE7085-10	\$2,291.36			
						No	30-30	PE7085-30	\$2,292.19			
1000 W	N Male	N Female	2.5 GHz	Black Aluminum Heatsink	1.35:1	No	30-30	PE7423-30	\$3,332.37		46	
						No	40	PE7423-40	\$3,332.37			

75 Ohm



BNC

Max. Power (Watts)	Connector Input	Connector Output	Max. Freq.	Construction Material	VSWR Max.	Bi-Dir.*	ATTN. (dB)	Model No	1-24	25-49	50-99	100+	ROW	
1 W	BNC Male	BNC Female	1,000 MHz	Nickel Plated Brass	1.2:1	Yes	2	PE7009-2	\$56.27	\$52.33	\$48.39	\$45.02	47	
						Yes	3	PE7009-3	\$51.06	\$47.49	\$43.91	\$40.85		
						Yes	6	PE7009-6	\$51.89	\$48.26	\$44.63	\$41.51		
						Yes	10	PE7009-10	\$51.06	\$47.49	\$43.91	\$40.85		
						Yes	20	PE7009-20	\$51.06	\$47.49	\$43.91	\$40.85		
	N Male	N Female				Yes	30	PE7009-30	\$51.06	\$47.49	\$43.91	\$40.85	48	
						Yes	3	PE7029-3	\$76.25	\$70.91	\$65.58	\$61.00		
						Yes	6	PE7029-6	\$76.25	\$70.91	\$65.58	\$61.00		
						Yes	10	PE7029-10	\$76.25	\$70.91	\$65.58	\$61.00		
						Yes	20	PE7029-20	\$68.08	\$63.31	\$58.55	\$54.46		
2 W	BNC Male	BNC Female	4 GHz	Nickel Plated Brass	1.35:1	Yes	30	PE7029-30	\$78.15	\$72.68	\$67.21	\$62.52		49
						Yes	3	PE7050-3	\$124.00	\$115.32	\$106.64	\$99.20		
						Yes	6	PE7050-6	\$124.00	\$115.32	\$106.64	\$99.20		
						Yes	10	PE7050-10	\$124.00	\$115.32	\$106.64	\$99.20		
						Yes	20	PE7050-20	\$124.00	\$115.32	\$106.64	\$99.20		
	F Male	F Female	1,000 MHz	Tri-Metal Plated Brass		Yes	30	PE7050-30	\$124.00	\$115.32	\$106.64	\$99.20	50	
						Yes	3	PE7057-3	\$111.66	\$103.84	\$96.03	\$89.33		
						Yes	6	PE7057-6	\$111.66	\$103.84	\$96.03	\$89.33		
						Yes	10	PE7057-10	\$113.58	\$105.63	\$97.68	\$90.86		
							3	PE7396-3	\$67.52	\$62.79	\$58.07	\$54.02		
N Male	N Female	4 GHz	Passivated Stainless Steel	1.3:1		6	PE7396-6	\$66.69	\$62.02	\$57.35	\$53.35	51		
						9	PE7396-9	\$66.69	\$62.02	\$57.35	\$53.35			
						10	PE7396-10	\$67.52	\$62.79	\$58.07	\$54.02			
						20	PE7396-20	\$66.69	\$62.02	\$57.35	\$53.35			
					Yes	1	PE7044-1	\$155.26	\$144.39	\$133.52	\$124.21			
					Yes	2	PE7044-2	\$155.26	\$144.39	\$133.52	\$124.21	52		
					Yes	3	PE7044-3	\$144.84	\$134.70	\$124.56	\$115.87			
					Yes	6	PE7044-6	\$144.84	\$134.70	\$124.56	\$115.87			
					Yes	10	PE7044-10	\$144.84	\$134.70	\$124.56	\$115.87			
					Yes	20	PE7044-20	\$136.15	\$126.62	\$117.09	\$108.92			
Yes	30	PE7044-30	\$144.84	\$134.70	\$124.56	\$115.87								

* Bi-Dir is Bi-Directional. If No then Attenuator is Directional. Maximum power applies to input connector only.



Free Shipping Available
via UPS Ground
to USA & Canada



Technical Support
(866) 727-8376



Same-Day Shipping,
Even Custom
Cable Assemblies

Step Attenuators, Push Button

50 Ohm



BNC

Max. Power (Watts)	Conn. Input	Conn. Output	Frequency Range (MHz)	Construction Material	VSWR Max. (MHz)	ATTN. Range (dB)	Step Size (dB)	Model No	1-24	25-49	50-99	100+	ROW
1 W	BNC Female	BNC Female	DC-750	Brass	1.4:1	0-82.5		PE70A1021	\$1,353.56	\$1,258.81	\$1,164.06	\$1,082.85	53
					DC-100: 1.1:1 100-300: 1.25:1 300-500: 1.25:1 500-750: 1.4:1	0-45.5	0.5	PE7008-2	\$865.59	\$805.00	\$744.41	\$692.47	54
						0-65	1.0	PE7008-1	\$861.36	\$801.06	\$740.77	\$689.09	
					1.4:1	0-82.5	0.5	PE7008-6	\$1,062.90	\$988.50	\$914.09	\$850.32	
						0-102	1.0	PE7008-5	\$1,153.56	\$1,072.81	\$992.06	\$922.85	

75 Ohm

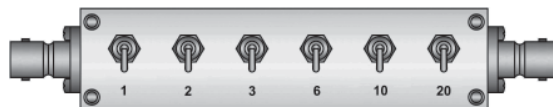


BNC

Max. Power (Watts)	Conn. Input	Conn. Output	Frequency Range (MHz)	Construction Material	VSWR Max. (MHz)	ATTN. Range (dB)	Step Size (dB)	Model No	1-24	25-49	50-99	100+	ROW
1 W	BNC Female	BNC Female	DC-500	Brass	DC-100: 1.1:1 100-300: 1.2:1 300-500: 1.3:1	0-65	1.0	PE7008-3	\$847.39	\$788.07	\$728.76	\$677.91	54

Step Attenuators, Toggle

75 Ohm



BNC

Max. Power (Watts)	Conn. Input	Conn. Output	Frequency Range (MHz)	Construction Material	VSWR Max. (MHz)	ATTN. Range (dB)	Step Size (dB)	Model No	1	2-4	5-9	10+	ROW
1 W	BNC Female	BNC Female	DC-1,000	Aluminum	1.3:1	0-42		PE70A1001	\$691.19	\$663.54	\$635.89	\$608.25	55
	F Female	F Female	0.3-1,000		1.37:1	0-71		PE70A1008	\$754.56	\$724.38	\$694.20	\$664.01	56

* Bi-Dir is Bi-Directional. If No then Attenuator is Directional. Maximum power applies to input connector only.

Attenuators

See Our Website For Current Pricing & Real-Time Stock Availability!

Step Attenuators, Rotary

50 Ohm



BNC

Max. Power (Watts)	Conn. Input	Conn. Output	Frequency Range (MHz)	Construction Material	VSWR Max. (MHz)	ATTN. Range (dB)	Step Size (dB)	Model No	1-24	25-49	50-99	100+	ROW	
1 W	BNC Female	BNC Female	DC-1,000	Aluminum	1.2:1	0-1	0.1	PE7034-1	\$494.07	\$459.49	\$424.90	\$395.26	57	
								PE7034-2	\$677.46	\$630.04	\$582.62	\$541.97		
2 W	BNC Female	BNC Female	DC-2,000	Aluminum	DC-1,000: 1.2:1 1,000-2,200: 1.4:1	0-1	0.1	PE7034-6	\$619.85	\$576.46	\$533.07	\$495.88	58	
			DC-2,200					0-10	1.0	PE70A1024	\$600.80	\$558.74		\$516.69
	0-70	10.0						PE70A1022	\$599.92	\$557.93	\$515.93	\$479.94	59	
	SMA Female	SMA Female						0-10	1.0	PE70A1025	\$600.80	\$558.74	\$516.69	\$480.64
			0-70					10.0	PE70A1023	\$620.61	\$577.17	\$533.72	\$496.49	61

75 Ohm



BNC

Max. Power (Watts)	Conn. Input	Conn. Output	Frequency Range (MHz)	Construction Material	VSWR Max. (MHz)	ATTN. Range (dB)	Step Size (dB)	Model No	1-24	25-49	50-99	100+	ROW		
1 W	BNC Female	BNC Female	DC-500	Aluminum	1.3:1	0-1	0.1	PE7035-1	\$486.95	\$452.86	\$418.78	\$389.56	62		
								0-10	1.0	PE7035-2	\$408.65	\$380.04		\$351.44	\$326.92
								0-70	10.0	PE7035-3	\$486.95	\$452.86		\$418.78	\$389.56
			DC-1,000			0-1	0.1	PE7035-5	\$926.34	\$861.50	\$796.65	\$741.07			

DC Bias Attenuators

50 Ohm



Max. Power (Watts)	Conn. Input	Conn. Output	Frequency Range (MHz)	Construction Material	VSWR Max.	Max. V (V)	Max. I (Amp)	ATTN. (dB)	Model No	1-24	25-49	50-99	100+	ROW
2 W	N Male	N Female	500-2,000	Passivated Stainless Steel	1.35:1	100	2	6	PE7062-6	\$144.84	\$134.70	\$124.56	\$115.87	63
								10	PE7062-10	\$144.84	\$134.70	\$124.56	\$115.87	
								20	PE7062-20	\$140.95	\$131.08	\$121.22	\$112.76	
	SMA Male	SMA Female						6	PE7061-6	\$124.00	\$115.32	\$106.64	\$99.20	64
								10	PE7061-10	\$124.00	\$115.32	\$106.64	\$99.20	
								20	PE7061-20	\$124.00	\$115.32	\$106.64	\$99.20	
	TNC Male	TNC Female						6	PE7063-6	\$144.84	\$134.70	\$124.56	\$115.87	65
								10	PE7063-10	\$144.84	\$134.70	\$124.56	\$115.87	
								10	PE7063-10	\$144.84	\$134.70	\$124.56	\$115.87	
								20	PE7063-20	\$144.84	\$134.70	\$124.56	\$115.87	

* Bi-Dir is Bi-Directional. If No then Attenuator is Directional. Maximum power applies to input connector only.



Free Shipping Available via UPS Ground to USA & Canada



Technical Support (866) 727-8376



Same-Day Shipping, Even Custom Cable Assemblies

Attenuators

See Our Website For Current Pricing & Real-Time Stock Availability!

75 Ohm



F

Max. Power (Watts)	Conn. Input	Conn. Output	Frequency Range (MHz)	Construction Material	VSWR Max.	Max. V (V)	Max. I (Amp)	ATTN. (dB)	Model No	1-24	25-49	50-99	100+	ROW
2 W	F Male	F Female	500-2,000	Brass	1.45:1	100	2	6	PE7064-6	\$176.10	\$163.77	\$151.45	\$140.88	66
								10	PE7064-10	\$176.10	\$163.77	\$151.45	\$140.88	
								20	PE7064-20	\$176.10	\$163.77	\$151.45	\$140.88	

Continuously Variable Attenuators

50 Ohm



SMA

Max. Power (Watts)	Conn. Input	Conn. Output	Frequency Range (MHz)	Construction Material	VSWR Max.	ATTN. (dB)	Model No	1 Pc. Price	See Web for Volume Pricing	ROW
5 W	SMA Female	SMA Female	DC-4,000		DC-1,000: 1.5:1 1,000-2,000: 1.6:1 2,000-3,000: 1.7:1 3,000-4,000: 1.8:1	0-90	PE7422	\$1,562.97		67

Waveguide Attenuators, See Page [228](#), [239](#)

ACTIVE ATTENUATORS

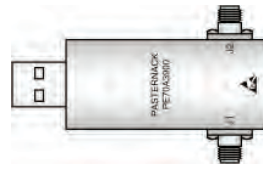
TTL, USB, CMOS and Relay



Type	Frequency Range (GHz)	Atten. Range (dB)	IL (dB)	Step Resolution (dB)	Switching Speed (µs)	Input/Output Connector	Model No	1	2-4	5-9	10+	ROW		
CMOS	DC - 13	0 - 31.5	5	0.5	6,000,000	SMA Female	PE70A5003	\$4,067.37	\$3,823.33	\$3,619.96	\$3,457.26	1		
	DC - 1		1.5				PE70A8001	\$868.82	\$816.69	\$773.25	\$738.50	2		
	DC - 1		1.5				PE70A8000	\$868.82	\$816.69	\$773.25	\$738.50	3		
	Relay	DC - 1	0 - 63	2.2		1	45	F Female	PE70A8003	\$1,686.66	\$1,585.46	\$1,501.13	\$1,433.66	4
		DC - 1		2.5					PE70A8004	\$2,008.12	\$1,887.63	\$1,787.23	\$1,706.90	5
		DC - 1.5	0 - 127	3.2				SMA Female	PE70A8005	\$2,071.57	\$1,947.28	\$1,843.70	\$1,760.83	6
		DC - 2		0 - 63.75					0.25	PE70A8002	\$2,831.85	\$2,661.94	\$2,520.35	\$2,407.07
TTL	DC - 13	0 - 31.5	5.5	0.5	45	SMA Female	PE70A4000	\$4,067.37	\$3,823.33	\$3,619.96	\$3,457.26	8		
	5 MHz - 2.15	0 - 63	5.25	1	5,000		PE70A5012	\$1,987.83	\$1,868.56	\$1,769.17	\$1,689.66	9		
	30 MHz - 3	0 - 31.75	2.5	0.25	1,000		PE70A5004	\$1,501.46	\$1,411.37	\$1,336.30	\$1,276.24	10		
	30 MHz - 3	0 - 63	4	1		PE70A5006	\$3,445.24	\$3,238.53	\$3,066.26	\$2,928.45	11			

See Our Website For Current Pricing & Real-Time Stock Availability!

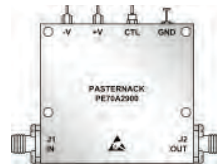

TTL, USB, CMOS and Relay



Type	Frequency Range (GHz)	Atten. Range (dB)	IL (dB)	Step Resolution (dB)	Switching Speed (µs)	Input/Output Connector	Model No	1	2-4	5-9	10+	ROW	
TTL	30 MHz - 3	0 - 63.5	4	0.5	1,000	SMA Female	PE70A5005	\$1,440.78	\$1,354.33	\$1,282.29	\$1,224.66	12	
	30 MHz - 3	0 - 95	6	1			PE70A5007	\$1,926.14	\$1,810.57	\$1,714.26	\$1,637.22	13	
	30 MHz - 6	0 - 60	4	0.25	50,000	PE70A5000	\$5,777.66	\$5,431.00	\$5,142.12	\$4,911.01	14		
	100 MHz - 18	0 - 30	5	1	1	2.92mm Female	PE70A5001	\$6,752.97	\$6,347.79	\$6,010.14	\$5,740.02	15	
	100 MHz - 40		8				PE70A5002	\$9,832.13	\$9,242.20	\$8,750.60	\$8,357.31	16	
	200 MHz - 6	0 - 63	5.5			PE70A5009	\$1,440.78	\$1,354.33	\$1,282.29	\$1,224.66	17		
Bench-Top TTL	200 MHz - 6	0 - 95	8			1,000	SMA Female	PE70A5013	\$8,975.87	\$8,437.32	\$7,988.52	\$7,629.49	18
	200 MHz - 6		8			PE70A5010		\$1,926.14	\$1,810.57	\$1,714.26	\$1,637.22	19	
TTL	450 MHz - 2.15	0 - 127	4.5			2,000	F Female	PE70A5011	\$2,011.27	\$1,890.59	\$1,790.03	\$1,709.58	20
	500 MHz - 18	0 - 60	4.5	0.06	1	SMA Female	PE70A6000	\$6,584.35	\$6,189.29	\$5,860.07	\$5,596.70	21	
	700 MHz - 3	0 - 127	6	1	5,000		PE70A5008	\$1,851.12	\$1,740.05	\$1,647.50	\$1,573.45	22	
	18 - 40	0 - 30	5	0.03	1	2.4mm Female	PE70A6001	\$7,023.63	\$6,602.21	\$6,251.03	\$5,970.09	23	
100 MHz - 18	5			1	SMA Female	PE70A3900	\$3,750.41	\$3,525.39	\$3,337.86	\$3,187.85	24		
USB	100 MHz - 40	0 - 95	8	1	1,000	2.92mm Female	PE70A3901	\$5,456.40	\$5,129.02	\$4,856.20	\$4,637.94	25	
	200 MHz - 6					SMA Female	PE70A3902	\$1,926.14	\$1,810.57	\$1,714.26	\$1,637.22	26	

Attenuators

Variable Voltage Attenuators



Frequency Range (GHz)	Atten. Range (dB)	Insertion Loss (dB)	Switching Speed (µsec)	Input / Output Connectors	Model No	1	2-4	5-9	10+	ROW
DC - 20	0 - 30			SMA Female	PE70A1017	\$7,506.19	\$7,055.82	\$6,680.51	\$6,380.26	27
50 MHz - 2.2	0 - 20	3	50,000		PE70A1031	\$1,281.87	\$1,204.96	\$1,140.86	\$1,089.59	28
400 MHz - 6	0 - 40		10,000		PE70A1000	\$6,346.97	\$5,966.15	\$5,648.80	\$5,394.92	29
500 MHz - 18	0 - 60	4.5	3,000		PE70A2900	\$6,076.31	\$5,711.73	\$5,407.92	\$5,164.86	30
2 - 4		2	500		PE70A2000	\$5,129.01	\$4,821.27	\$4,564.82	\$4,359.66	31
4 - 8		2.5			PE70A2001	\$5,670.33	\$5,330.11	\$5,046.59	\$4,819.78	32
6 - 12		2.8			PE70A2002	\$5,940.99	\$5,584.53	\$5,287.48	\$5,049.84	33
8 - 18		3.7			PE70A2003	\$6,211.65	\$5,838.95	\$5,528.37	\$5,279.90	34

See Our Website For Current Pricing & Real-Time Stock Availability!



Free Shipping Available via UPS Ground to USA & Canada

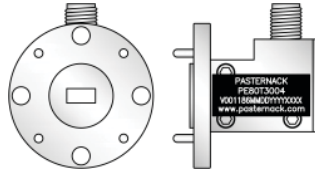


Technical Support (866) 727-8376



Same-Day Shipping, Even Custom Cable Assemblies

WAVEGUIDE DETECTORS



Connector 1	RF Frequency (GHz)	Voltage Sensitivity (V/nW)	Input Power (dBm)	Connector 2	ECCN	Model No	1	2-4	5-9	10+	ROW
WR-10 UG-387/U	75 - 100	-900	20	SMA Female	EAR99	PE80T3000	\$3,340.54	\$3,140.11	\$2,973.08	\$2,839.46	1
WR-12 UG-387/U	60 - 90	-900		SMA Female	EAR99	PE80T3001	\$3,699.10	\$3,477.15	\$3,292.20	\$3,144.24	2
WR-15 UG-385/U	50 - 75	-700		SMA Female	EAR99	PE80T3002	\$3,663.68	\$3,443.86	\$3,260.68	\$3,114.13	3
WR-19 UG-383/U	40 - 60	-800		SMA Female	EAR99	PE80T3003	\$3,629.29	\$3,411.53	\$3,230.07	\$3,084.90	4
WR-22 UG-383/U	33 - 50	-800		SMA Female	EAR99	PE80T3004	\$3,560.52	\$3,346.89	\$3,168.86	\$3,026.44	5
WR-28 UG-599/U	26.5 - 40	-1,000		SMA Female	EAR99	PE80T3005	\$3,230.20	\$3,036.39	\$2,874.88	\$2,745.67	6

WAVEGUIDE DIRECT READ ATTEN.



WG Type	RF Freq. (GHz.)	Max Atten (dB)	IL (dB)	Max VSWR	Input Power (Watts)	Flange Type	ECCN	Model No	1	2-4	5-9	10+	ROW
WR-10	75 - 110	50	1	1.2:1	0.2	Round Cover UG-387/U-Mod	EAR99	PE-W10AT5001	\$5,198.54	\$4,990.60	\$4,782.66	\$4,574.72	7
WR-12	60 - 90		0.9	1.2:1	0.2	Round Cover UG-387/U	EAR99	PE-W12AT5001	\$5,406.48	\$5,190.22	\$4,973.96	\$4,757.70	8
WR-15	50 - 75		0.8	1.2:1	0.3	Round Cover UG-385/U	EAR99	PE-W15AT5001	\$5,198.54	\$4,990.60	\$4,782.66	\$4,574.72	9
WR-19	40 - 60		0.7	1.15:1	0.2	Round Cover UG-383/U-Mod	EAR99	PE-W19AT5001	\$5,198.54	\$4,990.60	\$4,782.66	\$4,574.72	10
WR-22	33 - 50		0.6	1.15:1	0.4	Round Cover UG-383/U	EAR99	PE-W22AT5001	\$5,198.54	\$4,990.60	\$4,782.66	\$4,574.72	11
WR-28	26.5 - 40		0.5	1.15:1	0.5	Square Cover UG-599/U	EAR99	PE-W28AT5001	\$5,198.54	\$4,990.60	\$4,782.66	\$4,574.72	12
WR-42	18 - 26.5		1	1.15:1	1	Square Cover UG-595/U	EAR99	PE-W42AT5001	\$5,406.48	\$5,190.22	\$4,973.96	\$4,757.70	13

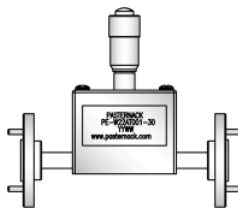
WAVEGUIDE EMS



- Features:
- A: Absorptive
 - AR: Auto Reset
 - B: Break Before Make
 - F: Failsafe
 - D: Diode
 - GR: Global Reset
 - H: Hot Switches
 - I: Indicators
 - L: Latching
 - M: Manual Override
 - N: Normally Open
 - P: Pulse
 - R: Reflective
 - RS: Reset
 - S: Self Cut Off
 - T: Terminated
 - TTL: TTL Logic

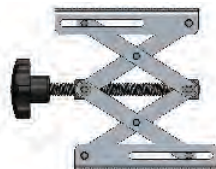
WG Type	Switch Type	RF Freq. (GHz.)	Actuator / Features	IL (dB)	Iso (dB)	DC Power (V)	ECCN	Model No	1	2-4	5-9	10+	ROW	
WR-28	SPDT	26.5 - 40	B/L/S, I, M	0.15	55	28	EAR99	PEWGS6000	\$3,490.70	\$3,281.26	\$3,106.72	\$2,967.10	14	
			B/L/TTL, S, I, M	0.15	55		EAR99	PEWGS6001	\$3,490.70	\$3,281.26	\$3,106.72	\$2,967.10	15	
			B/L/S, I, M	0.15	55	12	EAR99	PEWGS6002	\$3,386.50	\$3,183.31	\$3,013.99	\$2,878.53	16	
			B/L/TTL, S, I, M	0.15	55		EAR99	PEWGS6003	\$3,386.50	\$3,183.31	\$3,013.99	\$2,878.53	17	
WR-42		SPDT	18 - 26.5	B/L/S, I, M	0.15	60	28	EAR99	PEWGS6004	\$3,490.70	\$3,281.26	\$3,106.72	\$2,967.10	18
				B/L/TTL, S, I, M	0.15	60		EAR99	PEWGS6005	\$3,490.70	\$3,281.26	\$3,106.72	\$2,967.10	19
				B/L/S, I, M	0.15	60	12	EAR99	PEWGS6006	\$3,386.50	\$3,183.31	\$3,013.99	\$2,878.53	20
				B/L/TTL, S, I, M	0.15	60		EAR99	PEWGS6007	\$3,386.50	\$3,183.31	\$3,013.99	\$2,878.53	21
WR-62	SPDT		12.4 - 18	B/L/S, I, M	0.1	60	28	EAR99	PEWGS6008	\$3,490.70	\$3,281.26	\$3,106.72	\$2,967.10	22
				B/L/TTL, S, I, M	0.1	60		EAR99	PEWGS6009	\$3,490.70	\$3,281.26	\$3,106.72	\$2,967.10	23
				B/L/S, I, M	0.1	60	12	EAR99	PEWGS6010	\$3,386.50	\$3,183.31	\$3,013.99	\$2,878.53	24
				B/L/TTL, S, I, M	0.1	60		EAR99	PEWGS6011	\$3,386.50	\$3,183.31	\$3,013.99	\$2,878.53	25
WR-75		SPDT	10 - 15	B/L/S, I, M	0.05	75	28	EAR99	PEWGS6012	\$3,490.70	\$3,281.26	\$3,106.72	\$2,967.10	26
				B/L/TTL, S, I, M	0.05	75		EAR99	PEWGS6013	\$3,803.30	\$3,575.10	\$3,384.94	\$3,232.81	27
				B/L/S, I, M	0.05	75	12	EAR99	PEWGS6014	\$3,386.50	\$3,183.31	\$3,013.99	\$2,878.53	28
				B/L/TTL, S, I, M	0.05	75		EAR99	PEWGS6015	\$3,386.50	\$3,183.31	\$3,013.99	\$2,878.53	29

WAVEGUIDES VARIABLE ATTENUATORS



Waveguide Type	RF Frequency (GHz.)	Flange Type	IL (dB)	Max Atten. (dB)	ECCN	Model No	1	2-4	5-9	10+	ROW
WR-10	75 - 110	Round Cover UG-387/U-Mod	1	30	EAR99	PE-W10AT001-30	\$1,859.97	\$1,785.57	\$1,711.17	\$1,636.77	37
WR-12	60 - 90	Round Cover UG-387/U	0.9		EAR99	PE-W12AT001-30	\$1,850.86	\$1,776.83	\$1,702.79	\$1,628.76	38
WR-15	50 - 75	Round Cover UG-385/U	0.8		EAR99	PE-W15AT001-30	\$1,850.86	\$1,776.83	\$1,702.79	\$1,628.76	39
WR-19	40 - 60	Round Cover UG-383/U-Mod	0.6		EAR99	PE-W19AT001-30	\$1,806.83	\$1,734.56	\$1,662.28	\$1,590.01	40
WR-22	33 - 50	Round Cover UG-383/U	0.5		EAR99	PE-W22AT001-30	\$1,771.40	\$1,700.54	\$1,629.69	\$1,558.83	41

WAVEGUIDE ACCESSORIES



Model No	Description	1	2-4	5-9	10+	ROW
PEWGK1014	WR-28 Waveguide Electrically Conductive Gasket kit Square Cover, Choke Flange	\$102.02	\$97.94	\$93.86	\$89.78	42
PEWGK1000	WR-28 Waveguide Gasket kit Square Cover, Choke Flange, Non-Conductive	\$42.46	\$40.76	\$39.06	\$37.36	43
PEWGK1015	WR-42, WR-34 Waveguide Electrically Conductive Gasket kit Square Cover, Choke Flange	\$117.58	\$112.88	\$108.17	\$103.47	44
PEWGK1001	WR-42, WR-34 Waveguide Gasket kit Square Cover, Choke Flange, Non-Conductive	\$42.70	\$40.99	\$39.28	\$37.58	45
PEWGK1016	WR-51 Waveguide Electrically Conductive Gasket kit Square Cover, Choke Flange	\$134.36	\$128.99	\$123.61	\$118.24	46
PEWGK1002	WR-51 Waveguide Gasket kit Square Cover, Choke Flange, Non-Conductive	\$43.66	\$41.91	\$40.17	\$38.42	47
PEWGK1017	WR-62 Waveguide Electrically Conductive Gasket kit Square Cover, Choke Flange	\$196.36	\$188.51	\$180.65	\$172.80	48
PEWGK1003	WR-62 Waveguide Gasket kit Square Cover, Choke Flange, Non-Conductive	\$46.94	\$45.06	\$43.18	\$41.31	49
PEWGK1018	WR-75 Waveguide Electrically Conductive Gasket kit Square Cover, Choke Flange	\$117.33	\$112.64	\$107.94	\$103.25	50
PEWGK1004	WR-75 Waveguide Gasket kit Square Cover, Choke Flange, Non-Conductive	\$46.94	\$45.06	\$43.18	\$41.31	51
PEWGK1019	WR-90 Waveguide Electrically Conductive Gasket kit Square Cover, Choke Flange	\$164.51	\$157.93	\$151.35	\$144.77	52
PEWGK1021	WR-90 Waveguide Electrically Conductive Gasket kit, CPR Flat Flange	\$125.85	\$120.82	\$115.78	\$110.75	53
PEWGK1020	WR-90 Waveguide Electrically Conductive Gasket kit, CPR Grooved Flange	\$145.30	\$139.49	\$133.68	\$127.86	54
PEWGK1005	WR-90 Waveguide Gasket kit Square Cover, Choke Flange, Non-Conductive	\$50.48	\$48.46	\$46.44	\$44.42	55
PEWGK1007	WR-90 Waveguide Gasket kit, CPR90 Flat Flange, Non-Conductive	\$56.90	\$54.62	\$52.35	\$50.07	56
PEWGK1006	WR-90 Waveguide Gasket kit, CPR90 Grooved Flange, Non-Conductive	\$56.90	\$54.62	\$52.35	\$50.07	57
PEWGK1022	WR-112 Waveguide Electrically Conductive Gasket kit Square Cover, Choke Flange	\$142.86	\$137.15	\$131.43	\$125.72	58
PEWGK1024	WR-112 Waveguide Electrically Conductive Gasket kit, CPR Flat Flange	\$128.87	\$123.72	\$118.56	\$113.41	59
PEWGK1023	WR-112 Waveguide Electrically Conductive Gasket kit, CPR Grooved Flange	\$178.96	\$171.80	\$164.64	\$157.48	60
PEWGK1008	WR-112 Waveguide Gasket kit Square Cover, Choke Flange, Non-Conductive	\$50.48	\$48.46	\$46.44	\$44.42	61
PEWGK1010	WR-112 Waveguide Gasket kit, CPR112 Flat Flange, Non-Conductive	\$58.61	\$56.27	\$53.92	\$51.58	62
PEWGK1009	WR-112 Waveguide Gasket kit, CPR112 Grooved Flange, Non-Conductive	\$58.61	\$56.27	\$53.92	\$51.58	63
PEWGK1026	WR-137 Waveguide Electrically Conductive Gasket kit, CPR Grooved Flange	\$168.02	\$161.30	\$154.58	\$147.86	64
PEWGK1027	WR-137 Waveguide Electrically Conductive Gasket kit, CPR Grooved Flange	\$142.86	\$137.15	\$131.43	\$125.72	65
PEWGK1025	WR-137 Waveguide Electrically Conductive Gasket kit, Round Cover, Choke Flange	\$294.09	\$282.33	\$270.56	\$258.80	66
PEWGK1011	WR-137 Waveguide Gasket kit Round Cover, Choke Flange, Non-Conductive	\$54.61	\$52.43	\$50.24	\$48.06	67
PEWGK1013	WR-137 Waveguide Gasket kit, CPR137 Flat Flange, Non-Conductive	\$60.44	\$58.02	\$55.60	\$53.19	68
PEWGK1012	WR-137 Waveguide Gasket kit, CPR137 Grooved Flange, Non-Conductive	\$60.44	\$58.02	\$55.60	\$53.19	69
PEWGHW1001	Waveguide Table Jack, Large	\$329.98	\$316.78	\$303.58	\$290.38	70
PEWGHW1000	Waveguide Table Jack, Medium	\$277.88	\$266.76	\$255.65	\$244.53	71
PEWGHW9000	4-40 with 3/32 inch Hex, Stainless Steel Waveguide Flange Screw	\$4.29	\$4.12	\$3.95	\$3.78	72

See Our Website For Current Pricing & Real-Time Stock Availability!

Waveguides



Free Shipping Available
via UPS Ground
to USA & Canada



Technical
Support
(866) 727-8376



Same-Day Shipping,
Even Custom
Cable Assemblies

PASTERNAK ENTERPRISES -- REACH PRODUCT COMPLIANCE PROGRAM

What is REACH Compliance?

Regulation (EC) No. 1907/2006 of the European Parliament and of the Council of 18 December 2006 is commonly referred to as REACH (Registration, Evaluation, Authorization, and Restriction of Chemicals). The REACH regulation became effective on June 1, 2007 to streamline and improve the former legislative framework for chemicals available in the European Union (EU) and European Economic Area (EEA) countries.

The objective of REACH is to improve protection of human health and the protection of the environment from the exposure to chemicals. REACH compliance is mandatory for products manufactured in, or imported into the European Union (EU).

As outlined by the REACH regulation, any organization manufacturing, importing, using or placing a substance, mixture, article or product on the EU market will be responsible for ensuring that the component substances are in compliance with REACH regulations.

Determining REACH Compliance of Pasternack Products:

Pasternack Enterprises does not currently either manufacture or import any chemical substances into the EU on their own or in articles (products) in quantities of 1 ton or more per year. In addition, products imported by Pasternack Enterprises' customers do not contain chemical substances intended to be released during the normal and reasonably foreseeable conditions of the product's use as defined by the REACH regulation and existing guidance.

However, under REACH, there is an obligation to ensure that articles do not contain <0.1% by weight of Substances of Very High Concern (SVHCs). SVHCs are substances that may cause cancer or other serious health or environmental effects and thus face restriction or outright bans, and are listed in a regularly-updated 'Candidate list'. The current Candidate list can be downloaded from the European Chemicals Agency (ECHA) website:

http://echa.europa.eu/chem_data/authorisation_process/candidate_list_table_en.asp

For each part that has been found to comply with the REACH SVHC reporting requirements, we show an indication of compliance adjacent to the part number using this symbol:



All products displaying this symbol on our website are assured to contain no SVHCs as defined by the Candidate List displayed on the Pasternack REACH certificate. When you locate the product you need on our website, please click on the "Product ID or Part Number". You will see the "REACH symbol" for the specific part. Click on this symbol to view the Certificate of REACH Compliance (printable if needed) for the specific product as well as the applicable ECHA SVHC Candidate list Date.

Pasternack Enterprises - REACH Product Compliance Program:

At Pasternack Enterprises, we recognize our responsibility as a worldwide supplier of RF, Microwave and Fiber Optic Products subject to the REACH regulations. We have completed a comprehensive effort internally and with our supply chain to determine the REACH compliance of our products. You will find our Reach Symbol adjacent to all products on our website that have been determined by Pasternack and our supply chain to contain less than 0.1% by weight of the REACH substances. You will also see the applicable ECHA SVHC Candidate List Date. "Please refer to our website at www.Pasternack.com.

The Pasternack Enterprises REACH Product Compliance Program is implemented in accordance with Regulation No. 1907/2006 of the European Parliament and the Council of 18 December 2006. Pasternack has implemented a REACH compliance program to address this legislation. Pasternack Enterprises does not currently either manufacture or import any chemical substances into the EU on their own or in articles (products) in quantities of 1 ton or more per year. In addition, products imported by Pasternack Enterprises' customers do not contain chemical substances intended to be released during the normal and reasonably foreseeable conditions of the product's use as defined by the REACH regulation and existing guidance. Thus, Pasternack Enterprises does not currently have a direct REACH obligation to pre-register substances. Pasternack's REACH Product Compliance is determined by a certification from our supply chain. A Pasternack product is deemed to be REACH compliant when it does not contain Substances of Very High Concern (SVHCs) beyond the specified concentration limits of less than 0.1% by weight as outlined in REACH 1907/2006/EU regulation.

Need More Information?

If you have questions regarding REACH Product Certification on Pasternack's products, please contact the Pasternack REACH Compliance Team via email at REACH@Pasternack.com or by calling Toll-Free within North America at 1-866-PASTERNAK (1-866-727-8376). International customers, please call +1-949-261-1920.



Free Shipping Available
via UPS Ground
to USA & Canada



Technical
Support
(866) 727-8376



Same-Day Shipping,
Even Custom
Cable Assemblies

PASTERNAK ENTERPRISES ROHS COMPLIANCE PROGRAM

Lead-free solder is now available for all cable assemblies upon request or online at www.Pasternack.com.

Our Commitment

At Pasternack, we recognize our responsibility as an international supplier of RF, Microwave and Millimeter wave electronics products to maintain a comprehensive RoHS compliance program. We are fully committed to offering RoHS compliance on the majority of our products and posting accurate RoHS compliance status for all of our products. We have posted this data on our website so that it can be easily found for each part number within our on-line catalogue.

What is RoHS Compliance?

The European Union set forth the RoHS (Restriction of Hazardous Substances) Directive to establish environmental guidelines and legislation to reduce the presence of six (6) materials deemed hazardous to the environment. To comply, products entering the EU must not have a homogeneous presence of these materials above the following levels by weight percentage

- Lead (Pb) < 0.1%
- Mercury (Hg) < 0.1%
- Cadmium (Cd) < 0.01%
- Hexavalent Chromium (CrVI) < 0.1%
- Polybrominated Biphenyls (PBB) < 0.1%
- Polybrominated Diphenyl Esters (PBDE) < 0.1%

Determining Pasternack RoHS Compliance

All products displaying this symbol on our website have been certified as RoHS Compliant. Click on the symbol to view the Certificate of RoHS Compliance for that product.



Lead Free Cable Assemblies

Many of Pasternack's cable assemblies are built with leaded solder. If so, the part will not be RoHS compliant and a certificate will not be found on the product page for that assembly. However, many of these assemblies can be brought into RoHS compliance through the use of Lead-Free solder. If the assembly you desire is not RoHS compliant, there may be a RoHS compliant version with a similar part number. If so, you will see an "LF" contained in the basic part number (example PE3067LF-24 is the lead free version of PE3067-24). Please note: the "LF" designation is used only when the base part number is not RoHS compliant. Many assemblies do not include "LF" and are compliant because they are only offered in a RoHS compliant configuration.

For More Information

Please direct any questions to Pasternack Enterprises Technical Support via email at TechSupport@Pasternack.com or by calling Toll-Free within North America at 1-866-PASTERNAK (866-727-8376). International customers, please use +1-949-261-1920.

MAILING LIST CHANGES

If you receive more than one RF Product Guide with the same name and address, please notify Pasternack and pass the RF Product Guide along to a friend. Also, if you do not require multiple copies to the same company address, contact a sales representative to verify and modify your mailing information. A forms-based communications method to add, delete or modify mailing information is available at www.pasternack.com. By clicking "Contact Us", and then clicking "Remove Name from Mailing List", you may complete the form to request a change to your mailing preferences. In addition, by clicking "RF Product Guide", and then clicking "Request a Printed RF Product Guide", you may add your contact information to our mailing list. Please note service opt-in and opt-out options located on the forms. Alternatively, you may mail, email, telephone or fax Pasternack your request.

PLACING YOUR ORDER

► **By Telephone: 866-PASTERNAK (866-727-8376)
US & Canada, or 949-261-1920**

Our friendly sales representatives are ready to serve you from 5:00am to 5:30pm Pacific Standard Time (PST), Monday through Friday. For the most efficient service, please have ready a list of quantities and part numbers and, if paying by credit card, your MasterCard, VISA, American Express or Discover card. Note: Calls may be recorded or monitored for quality and training purposes.

► **By Fax: 949-261-7451**

Our fax lines can be accessed 7 days a week, 24 hours a day. Orders received after 4:00pm PST will be promptly processed and shipped the next business day. Please include your daytime phone number and/or email address in case we have any questions about your order.

► **By Internet: www.Pasternack.com
or Email: sales@pasternack.com**

Order online 7 days a week, 24 hours a day using our online ordering system. Just search for the items you want and add them to your shopping cart. Internet orders entered after 4:00 pm PST will be promptly processed and shipped the next business day.

► **By Mail: Simply Mail Your Order To:
Pasternack Enterprises, Inc.
17802 Fitch
PO Box 16759
Irvine, CA 92623-6759 USA**

International customers, please see "International Orders" below for additional information.

Terms and Conditions of Sale:

The following from Pasternack's Binding Terms and Conditions of Sale are provided for your convenience. A complete documentation of the Binding Terms and Conditions of Sale may be found in the back of the RF Product Guide, or on Pasternack's website at <http://www.pasternack.com/t-terms-of-sale.aspx>. Any questions or clarifications may be answered by contacting Customer Service at (+1) 949-261-1920 or by any of the methods listed above.

No Minimum Order Requirement

Ground Freight is Free:

On UPS Ground orders, there is no charge for shipping for USA & Canada orders of \$100.00 or greater. Otherwise, shipping or freight charges and insurance will be paid by the customer. All sales are made FOB Point (as defined by the INCOTERMS 2000) in Irvine, CA USA. Shipping or freight charges from Pasternack's Irvine, CA factory are prepaid and added to the invoice or billed collect.

Same-Day Shipment:

Same-day shipment will apply to orders received Monday through Friday, prior to 4:00pm PST.

- All UPS air and surface options
- All FedEx air options (with an approved account number)
- Most other shipping options, including DHL (with an approved account number) and USPS

Counter-to-Counter Shipping:

For your urgent order requiring our fastest shipping method, we will place your order on the next available flight from Santa Ana-Orange County John Wayne International Airport (Airport code: SNA) to the destination you specify. Please call for details.

Payment Terms:

Pasternack offers a number of convenient payment methods:

For United States customers, we offer check, money order, MasterCard, VISA, American Express, Discover, and C.O.D. as well as open account credit to qualified institutions and businesses. Payment must be made in US Dollars.

For Canadian customers, we offer all of the above payment options except C.O.D.

For International customers, see **International Orders**.

Open Account Credit:

Net 30 Days terms are available to businesses, schools and agencies subject to credit approval. Approval can begin by submitting a completed Credit Application, which can be found online at:

www.Pasternack.com/t-CreditApplication.aspx

EFT/Wire Transfers:

Please contact us for details. We will inform you of the total amount which will include shipping charges and any applicable wire transfer fees. Orders will not be accepted until funds have been received in full.

WELLS FARGO BANK
420 Montgomery St.
San Francisco, CA 94104 USA
Account Number: 4270 0000 0000 0000 1
Routing Number: 121000248
SWIFT Number: WFBUS6S

International Orders:

In addition to the United States and its territories, Pasternack accepts international orders. All orders of international origin are exported from the US in accordance with the Export Administration Regulations. Diversion contrary to US Law is prohibited. Please see Pasternack's Binding Terms and Conditions of Sale for full details.

Pasternack has international distributors for the following countries:

Africa: Namibia, South Africa

Asia-Pacific: Australia, China PRC, India, Indonesia, Japan, Malaysia, New Zealand, Singapore, South Korea, Thailand

Europe: Austria, Belgium, Czech Republic, Denmark, Finland, France, Germany, Ireland, Italy, Kazakhstan, Luxembourg, Netherlands, Norway, Poland, Portugal, Russia, Slovakia, Spain, Sweden, Switzerland, Turkey, United Kingdom

Middle East: Israel

South America: Brazil

To access their complete contact information, please see our International Distributors section in this RF Product Guide. (inside back cover)

International Shipping Charges:

Shipping or freight charges and insurance will be paid by the customer. All sales are made FOB Point (as defined by the INCOTERMS 2000) in Irvine, CA USA. We ship orders by UPS, FedEx (with an approved account number), or DHL (with approved account number) with delivery in 2 to 3 days to most locations worldwide.

International Taxes and Duties:

Customer is responsible for duties and taxes.



Free Shipping Available
via UPS Ground
to USA & Canada



Technical
Support
(866) 727-8376



Same-Day Shipping,
Even Custom
Cable Assemblies

BINDING TERMS AND CONDITIONS OF SALE

The following are the terms and conditions ("Terms and Conditions") for the sale of products ("Products") by Pasternack Enterprises, Inc. ("Pasternack") to Pasternack's customers ("Customers"). Please read this agreement carefully. Any different or additional terms set forth in customer's purchase order or similar communication are objected to and shall not be binding on the company unless a separate agreement has been signed by an authorized officer of the company. By placing an order for products from the company, or by accepting delivery of the products described on the applicable packing slip, bill of lading and/or invoice received with the products, you agree to be bound by and accept these terms and conditions of sale.

1. ACCEPTANCE AND CANCELLATION OF ORDERS

All orders are subject to acceptance by Pasternack in writing by a duly authorized agent of Pasternack; any written acknowledgement of receipt of an order shall not, in and of itself, constitute such acceptance. Orders accepted and processed by Pasternack may not be cancelled by Customer except as covered by the Limited Warranty. All sales are final. Cable Assemblies and Non-Standard Products are also Non-Cancelable/Non-Refundable ("NC/NR"). Non-Standard Parts are defined as Products which are special orders, custom orders, orders for non-standard products, products not customarily in stock or orders for value-added products. In the event of cancellation or other withdrawal of an order for any reason and without limiting any other remedy which Pasternack may have as a result of such cancellation or other withdrawal, reasonable cancellation or restocking charges, which shall include all expenses then incurred and commitments made by Pasternack, shall be paid by Customer to Pasternack. Customer requests to reschedule are subject to acceptance by Pasternack in its sole discretion. Orders may not be rescheduled after the order has been submitted by Pasternack to the shipment carrier.

2. PRICES

Orders are billed at the prices (in US dollars) in effect at the time of shipment. Prices will be as specified by Pasternack and will be applicable for the period specified in Pasternack's quote. If no period is specified, quoted prices will be applicable for thirty (30) days. The website contains the most current pricing and is the price reference for orders. Pricing included in the catalog is for reference only and final pricing is determined by the published website price. Prices shown in the RF Product Guide (Catalog) and on the website are subject to change without notice. Prices are exclusive of taxes, impositions and other charges, including: sales, use, excise, value added and similar taxes or charges imposed by any government authority, international shipping charges, forwarding agent's and broker's fees, bank fees, consular fees, document fees and import duties.

3. TERMS OF PAYMENT

All payments must be in US Dollars, or will be converted to US Dollars using the available exchange rate at the time of purchase.

MasterCard, VISA, Discover, and American Express credit cards, purchase cards and major bank debit cards are accepted. Payment via net thirty (30) days is available to businesses, schools and agencies or as otherwise specified by Pasternack subject to credit approval.

For International Orders

MasterCard, VISA, and American Express credit cards are accepted. Payment via open credit account with Net thirty (30) days may be established for companies having three U.S. references accepted to Pasternack. Prepaid Wire Transfer: You can wire the funds to our bank. We will contact you with the total amount, which will include shipping charges and a \$40 wire transfer fee. Orders will not be accepted until funds have been received in full and the Purchase Order (PO) has been received. Customer is responsible for sales, use, excise, value added and similar taxes or charges imposed by any government authority, international shipping charges, forwarding agent's and broker's fees, bank fees, consular fees, document fees and import duties.

4. SALES TAX

California residents are required to remit sales tax. Pasternack does not remit sales tax to states other than California. Any sales tax due that is not collected by Pasternack is the responsibility of the customer.

5. TOLERANCES

All coaxial cable assemblies displayed in the Pasternack catalog and website have a standard cable length tolerance of $\pm 1.5\%$ or 3/8 inches (0.375"), whichever is greater. Cable Assemblies in excess of this tolerance factor are eligible for repair and/or replacement under the terms of the Pasternack Limited Warranty.

6. DELIVERY AND TITLE

Shipping or freight charges and insurance will be paid by the customer. All sales are made FCA Shipping Point (as defined by the INCOTERMS 2000) in Irvine, CA USA. Shipping or freight charges from Pasternack's Irvine, CA facility are prepaid and added to the invoice, or billed collect. Subject to Pasternack's right of stoppage in transit, delivery of the Products to the carrier will constitute delivery to Customer and title and risk of loss will pass to Customer. Pasternack will make reasonable efforts to initiate shipment and schedule delivery as close as possible to Customer's requested delivery date(s). Customer acknowledges that delivery dates provided by Pasternack are estimates only and that Pasternack will not be liable for failure to deliver on such dates. Selection of the carrier and delivery route will be made by Pasternack unless specifically designated by Customer. Pasternack reserves the right to make deliveries in installments. Delay in delivery of one installment will not entitle Customer to cancel any other installment(s). Delivery of any installment of Products within thirty (30) days after the date requested will constitute a

timely delivery. Delivery of a quantity that varies from the quantity specified shall not relieve Customer of the obligation to accept delivery and pay for the Products delivered.

7. PASTERNAK'S LIMITED WARRANTY

All products are covered by a LIMITED WARRANTY for a period of one (1) year from the date of shipment when purchased from Pasternack Enterprises, Inc. Customer must notify Pasternack within one (1) year from date of shipment of any defective product. An approved Return Material Authorization (RMA) number must first be obtained from Pasternack prior to the return of any merchandise to Pasternack for inspection under warranty. Shipping charges for all materials returned under this Limited Warranty are to be prepaid by the Customer. This warranty is limited to the original purchaser. Pasternack's liability arising out of any sale of products to Customer is expressly limited to either (1) Credit for the purchase price paid by Customer for such products (without interest), or (2) Repair and/or replacement of such products, found to be defective after inspection by Pasternack, and such remedies shall be exclusive and in lieu of all others. THIS WARRANTY IS IN LIEU OF ANY AND ALL OTHER WARRANTIES, WHETHER ORAL, WRITTEN, EXPRESSED, IMPLIED OR STATUTORY. ANY IMPLIED WARRANTIES OF MERCHANTABILITY, FITNESS FOR A PARTICULAR PURPOSE AND NON-INFRINGEMENT ARE HEREBY DISCLAIMED. Further, no warranty will apply if the Product has been subject to misuse, neglect, accident or modification, or has been soldered or altered in any way.

All returns must be shipped to: Pasternack Enterprises, Inc.
17802 Fitch
Irvine, CA 92614 USA

8. LIMITATION OF LIABILITIES

In no event shall Pasternack be liable for any special, incidental or consequential damages of any nature including, but not limited to, damages resulting from loss of profit or revenue, recall costs, claims for service interruptions or failure to supply downtime, testing, installations or removal costs, costs of substitute products, property damage, personal injury, death or legal expenses. Customer's recovery from Pasternack for any claim shall not exceed the purchase price paid by Customer for the goods, irrespective of the nature of the claim, whether in warrant, contract or otherwise. CUSTOMER SHALL INDEMNIFY, DEFEND AND HOLD PASTERNAK HARMLESS FROM ANY CLAIMS brought by any party regarding products supplied by Pasternack and incorporated into the customer's product.

9. STATEMENTS AND ADVICE

If statements or advice, technical or otherwise, are offered or given to Customer, such statements or advice will be deemed to be given as an accommodation to Customer and without charge and Pasternack shall have no responsibility or liability for the content or use of such statements or advice.

10. EXPORT CONTROL AND EMBARGOES

Products purchased or received under these Terms and Conditions are subject to export control and economic sanctions laws, restrictions, regulations and orders of the United States. Customer agrees to comply with all applicable export control laws, restrictions and regulations of the United States and shall not export, or transfer for the purpose of re-export, any product to any embargoed country or region, including but not limited to Cuba, the Crimean Region of Ukraine, Iran, North Korea, Sudan, and Syria, or to any denied, blocked, or designated person or entity as mentioned in any such United States or foreign law or regulation. Customer represents and warrants that it is not on the Denied Persons, Specially Designated Nationals or Debarred Persons List (as identified by the U.S. Treasury Office of Foreign Asset Control (OFAC) and by the U.S. Department of Commerce, Bureau of Industry and Security (BIS), or any other United States list of prohibited persons; is not owned or controlled by any person that is on one of those lists, or is otherwise prohibited by United States or other law from purchasing the products or services hereunder. Customer shall be solely responsible to obtain any license to export, re-export or import as may be required. Customer also agrees that it will not use these products in connection with the proliferation of weapons of mass destruction, including missiles, nuclear, chemical or biological weapons.

11. GENERAL

The Terms and Conditions may not be modified or cancelled without Pasternack's written agreement. Accordingly, goods furnished and services rendered by Pasternack are sold only on the terms and conditions stated herein. The Terms and Conditions will be governed by and construed in accordance with the laws of the State of California and the applicable laws of the United States of America. If Customer chooses to access the Pasternack website from outside the United States, Customer does so on their own initiative and is responsible for compliance with all applicable local laws.

12. INTELLECTUAL PROPERTY

The drawings, text, product depictions, logos, content, product descriptions, and organization and taxonomy of Pasternack's RF Product Guide and website and of the described content within the RF Product Guide and website are proprietary to Pasternack and protected by intellectual property laws, including but not limited to United States Copyright law and United States Trademark law. Pasternack owns copyrights in these referenced works as well as the selection, arrangement, coordination and structure of the arranged content and works within their RF Product Guide and website. Use of the RF Product Guide/website does not give you any right to modify, reproduce, transmit, publish, publicly display, adapt, or create derivative works or in any way exploit any of the materials and content of Pasternack's RF Product Guide or website.

WARNING: Products in this catalog can expose you to chemicals including phthalates, which are known to the State of California to cause cancer and birth defects or other reproductive harm. For more information, go to www.P65Warnings.ca.gov. For specific products impacted, please visit www.pasternack.com.

PART NUMBER INDEX

Note: C/R stands for the Column and/or Row location of the specific product on a given page.

Model No.	Page	C/R	Model No.	Page	C/R	Model No.	Page	C/R	Model No.	Page	C/R	Model No.	Page	C/R	Model No.	Page	C/R
PE236	203	15	PE7013	58	42	PE7335	63	96	PE7S2031	193	17	PE7S6148	Web		PE7S6272	192	89
PE238	205	38	PE7014	58	40	PE7336	63	1	PE7S2033	194	20	PE7S6149	Web		PE7S6273	192	90
PE239	205	70	PE7015	59	49	PE7337	63	5	PE7S2034	194	25	PE7S6150	185	11	PE7S6274	192	91
PE240	162	23	PE7016	59	50	PE7341	63	97	PE7S2035	191	44	PE7S6151	185	12	PE7S6275	192	92
PE241	203	31	PE7017	60	58	PE7343	63	8	PE7S2036	191	42	PE7S6152	185	13	PE7S6276	192	88
PE242	203	52	PE7018	61	69	PE7351	63	9	PE7S2037	193	94	PE7S6153	Web		PE7S6277	193	6
PE243	203	50	PE7019	62	90	PE7356	61	66	PE7S2038	192	64	PE7S6154	185	14	PE7S6278	193	9
PE246	204	69	PE7021	64	19	PE7357	61	71	PE7S2039	192	59	PE7S6155	185	15	PE7S6279	193	11
PE249	204	70	PE7021	64	19	PE7362	61	71	PE7S2040	192	60	PE7S6156	Web		PE7S6280	193	13
PE251	163	63	PE7022	65	28	PE7363	61	72	PE7S2041	191	50	PE7S6157	Web		PE7S6281	193	15
PE6800	234	23	PE7024	56	12	PE7366	60	55	PE7S2042	192	61	PE7S6158	185	16	PE7S6282	193	16
PE6801	234	29	PE7024/SP	56	13	PE7367	60	59	PE7S2043	191	41	PE7S6159	185	17	PE7S6283	193	10
PE6802	234	34	PE7025	59	45	PE7368	60	60	PE7S2044	193	93	PE7S6160	185	18	PE7S6284	193	12
PE6803	234	40	PE7026	64	17	PE7369	60	62	PE7S2045	193	18	PE7S6161	185	19	PE7S6285	193	14
PE6804	234	47	PE7027	207	6	PE7370	60	61	PE7S2046	193	19	PE7S6162	185	20	PE7S6286	193	11
PE6805	235	50	PE7028	207	11	PE7371	60	63	PE7S2047	Web		PE7S6163	Web		PE7S6287	194	27
PE6806	235	55	PE7029	67	48	PE7372	61	65	PE7S2048	Web		PE7S6164	185	21	PE7S6288	194	29
PE6807	235	61	PE7030	58	37	PE7373	60	64	PE7S3900	194	33	PE7S6165	Web		PE7S6289	194	30
PE6808	235	64	PE7031	66	40	PE7375	61	74	PE7S3901	194	34	PE7S6166	Web		PE7S6290	194	31
PE6809	234	24	PE7032	67	44	PE7378	61	75	PE7S3900	195	38	PE7S6167	Web		PE7S6291	194	32
PE6810	234	30	PE7034	69	57	PE7379	59	53	PE7S5001	195	35	PE7S6168	Web		PE7S6292	194	28
PE6811	234	35	PE7035	68	59	PE7387	60	54	PE7S5002	195	36	PE7S6169	Web	22	PE7S6293	195	36
PE6812	234	41	PE7037	68	38	PE7388	64	20	PE7S5003	195	39	PE7S6170	Web		PE7S6294	195	37
PE6813	Web		PE7040	59	44	PE7389	59	47	PE7S5004	195	40	PE7S6171	Web		PE7S6295	185	38
PE6814	235	51	PE7042	61	77	PE7387	66	34	PE7S5005	195	37	PE7S6172	185	23	PE7S6296	185	39
PE6815	235	56	PE7043	63	10	PE7388	62	86	PE7S5006	195	41	PE7S6173	Web		PE7S6297	185	40
PE6816	235	62	PE7044	67	52	PE7389	62	87	PE7S5007	189	82	PE7S6174	Web		PE7S6298	185	41
PE6817	235	65	PE7045	57	31	PE7390	58	39	PE7S5008	189	83	PE7S6175	Web		PE7S6299	185	42
PE6818	234	27	PE7046	55	1	PE7391	58	41	PE7S5009	189	84	PE7S6176	Web		PE7S6300	185	43
PE6819	234	32	PE7047	60	60	PE7392	61	63	PE7S5010	189	85	PE7S6177	Web		PE7S6301	185	44
PE6820	234	38	PE7048	59	48	PE7393	61	67	PE7S5011	189	95	PE7S6178	Web		PE7S6302	Web	
PE6821	234	43	PE7049	56	17	PE7394	62	88	PE7S5012	189	96	PE7S6179	185	24	PE7S6303	Web	
PE6823	235	53	PE7050	67	49	PE7395	56	16	PE7S5013	185	9	PE7S6180	185	25	PE7S6304	Web	
PE6824	235	59	PE7051	58	36	PE7396	67	51	PE7S5014	185	10	PE7S6181	Web		PE7S6305	185	48
PE6825	Web		PE7052	59	43	PE7403	55	2	PE7S6000	187	2	PE7S6182	Web		PE7S6306	Web	
PE6826	235	68	PE7053	59	51	PE7409	66	39	PE7S6001	Web		PE7S6183	Web		PE7S6307	Web	
PE6827	Web		PE7054	67	73	PE7410	66	41	PE7S6002	Web		PE7S6184	Web		PE7S6308	Web	
PE6828	234	33	PE7055	63	7	PE7411	66	43	PE7S6003	187	3	PE7S6185	Web		PE7S6309	186	52
PE6829	234	39	PE7057	61	50	PE7412	66	42	PE7S6004	187	36	PE7S6186	185	7	PE7S6310	Web	
PE6830	234	44	PE7061	69	64	PE7417	66	35	PE7S6005	188	40	PE7S6187	Web		PE7S6311	186	53
PE6831	234	49	PE7062	69	63	PE7418	66	36	PE7S6006	188	41	PE7S6188	Web		PE7S6312	Web	
PE6832	235	54	PE7063	69	65	PE7419	66	38	PE7S6007	188	42	PE7S6189	Web		PE7S6313	Web	
PE6833	235	60	PE7064	70	66	PE7420	66	37	PE7S6008	188	43	PE7S6190	Web		PE7S6314	Web	
PE6834	235	65	PE7066	69	20	PE7421	66	21	PE7S6009	188	44	PE7S6191	Web	5	PE7S6315	Web	
PE6835	235	69	PE7068	207	98	PE7422	70	67	PE7S6010	188	39	PE7S6192	Web		PE7S6316	Web	
PE6836	234	48	PE7068	207	1	PE7423	67	46	PE7S6011	188	45	PE7S6193	185	6	PE7S6317	Web	
PE68000	206	92	PE7069	207	2	PE70A1000	71	29	PE7S6072	187	99	PE7S6194	Web		PE7S6318	Web	
PE68001	207	95	PE7070	207	7	PE70A1001	68	55	PE7S6073	187	1	PE7S6195	Web		PE7S6319	Web	
PE68002	203	43	PE7071	207	5	PE70A1008	68	56	PE7S6074	188	62	PE7S6196	Web		PE7S6320	Web	
PE68003	206	91	PE7072	207	3	PE70A1009	56	20	PE7S6075	188	65	PE7S6197	185	8	PE7S6321	186	76
PE68004	206	90	PE7073	207	6	PE70A1010	56	21	PE7S6076	187	4	PE7S6198	184	3	PE7S6322	186	77
PE68005	203	35	PE7074	207	10	PE70A1011	56	22	PE7S6077	Web		PE7S6199	Web	4	PE7S6323	186	78
PE68006	203	44	PE7075	207	14	PE70A1012	56	23	PE7S6078	Web		PE7S6200	Web		PE7S6324	186	79
PE68007	204	64	PE7076	207	16	PE70A1013	56	24	PE7S6079	Web		PE7S6201	Web		PE7S6325	185	30
PE68008	204	65	PE7077	207	18	PE70A1014	56	25	PE7S6080	187	24	PE7S6202	Web		PE7S6327	185	31
PE68009	204	71	PE7078	207	20	PE70A1015	56	26	PE7S6081	Web		PE7S6203	185	26	PE7S6328	185	32
PE68010	204	68	PE7079	207	21	PE70A1016	56	27	PE7S6082	187	98	PE7S6204	Web		PE7S6329	187	37
PE68011	204	75	PE7081	207	22	PE70A1017	71	27	PE7S6083	187	5	PE7S6205	185	27	PE7S6330	187	38
PE68012	204	72	PE7082	207	23	PE70A1021	68	53	PE7S6084	Web	53	PE7S6206	Web		PE7S6331	187	39
PE68013	204	86	PE7083	207	12	PE70A1022	69	59	PE7S6085	189	81	PE7S6207	Web		PE7S6332	189	79
PE68014	204	84	PE7085	67	45	PE70A1023	69	61	PE7S6086	Web		PE7S6208	191	52	PE7S6333	189	90
PE68015	204	91	PE7087	58	34	PE70A1024	69	58	PE7S6087	Web		PE7S6209	190	17	PE7S6334	189	77
PE68016	204	87	PE7088	55	4	PE70A1025	69	60	PE7S6088	189	94	PE7S6210	191	48	PE7S6335	189	86
PE680100	205	33	PE7089	55	3	PE70A1031	71	28	PE7S6089	Web		PE7S6211	192	76	PE7S6336	189	87
PE681001	205	54	PE7090	96	15	PE70A2000	71	31	PE7S6090	186	83	PE7S6212	193	96	PE7S6337	189	88
PE681002	206	65	PE7091	96	29	PE70A2001	71	32	PE7S6091	186	84	PE7S6213	194	21	PE7S6338	189	89
PE681003	206	68	PE7092	97	33	PE70A2002	71	33	PE7S6092	187	80	PE7S6214	190	18	PE7S6339	189	93
PE681004	206	83	PE7100	189	97	PE70A2003	71	34	PE7S6093	187	7	PE7S6215	191	49	PE7S6340	189	80
PE681005	206	84	PE7101	189	99	PE70A2900	71	30	PE7S6094	186	54	PE7S6216	192	77	PE7S6341	189	91
PE681006	206	85	PE7102	189	98	PE70A3900	71	24	PE7S6095	186	55	PE7S6217	193	97	PE7S6342	189	78
PE681013	204	62	PE7103	189	1	PE70A3901	71	25	PE7S6096	186	56	PE7S6218	194	22	PE7S6343	187	90
PE681014	203	32	PE7127	193	99	PE70A3902	71	26	PE7S6097	186	57	PE7S6219	192	69	PE7S6344	187	91
PE681020	205	19	PE7138	190	10	PE70A4900	70	8	PE7S6098	Web		PE7S6220	191	31	PE7S6345	186	85
PE681021	204	16	PE7140	188	68	PE70A5000	71	15	PE7S6099	Web	58	PE7S6221	192	78	PE7S6346	187	72
PE681022	204	16	PE7140	190	11	PE70A5001	71	15	PE7S6100	Web		PE7S6222	192	85	PE7S6347	187	6
PE681023	204	17	PE7141	185	28	PE70A5002	71	16	PE7S6101	186	59	PE7S6223	193	7	PE7S6348	187	92
PE681024	205	37	PE7144	185	29	PE70A5003	70	1	PE7S6102	186	65	PE7S6224	194	23	PE7S6349	188	46
PE681025	205	36	PE7147	184	1	PE70A5004	70	10	PE7S6103								

50-OHM CONVERSION TABLE

(dBm - volts- watts)

dBm	V	Po
+53	100.0	200W
+50	70.7	100W
+49	64.0	80W
+48	58.0	64W
+47	50.0	50W
+46	44.5	40W
+45	40.0	32W
+44	32.5	25W
+43	32.0	20W
+42	28.0	16W
+41	26.2	12.5W
+40	22.5	10W
+39	20.0	8W
+38	18.0	6.4W
+37	16.0	5W
+36	14.1	4W
+35	12.5	3.2W
+34	11.5	2.5W
+33	10.0	2W
+32	9.0	1.6W
+31	8.0	1.25W
+30	7.10	1.0W
+29	6.40	800 mW
+28	5.80	640 mW
+27	5.00	500 mW
+26	4.45	400 mW
+25	4.00	320 mW
+24	3.55	250 mW
+23	3.20	200 mW
+22	2.80	160 mW
+21	2.52	125 mW
+20	2.25	100 mW
+19	2.00	80 mW
+18	1.80	64 mW
+17	1.60	50 mW
+16	1.41	40 mW
+15	1.25	32 mW
+14	1.15	25 mW
+13	1.00	20 mW
+12	0.90	16 mW
+11	0.80	12.5 mW
+10	0.71	10 mW
+9	0.64	8 mW
+8	0.58	6.4 mW
+7	0.50	5 mW
+6	0.45	4 mW
+5	0.40	3.2 mW
+4	0.36	2.5 mW
+3	0.32	2.0 mW

dBm	V	Po
+2	0.28	1.6 mW
+1	0.25	1.25 mW
0	0.23	1.0 mW
-1	0.20	.80 mW
-2	0.18	.64 mW
-3	0.16	.50 mW
-4	0.14	.40 mW
-5	0.13	.32 mW
-6	0.12	.25 mW
-7	0.10	.20 mW
-8	0.09	.16 mW
-9	0.08	.125 mW
-10	0.07	.10 mW
-11	0.06	
-12	0.06	
-13	0.05	
-14	0.05	
-15	0.04	
-16	0.0355	
dBm	mV	Po
-17	31.5	
-18	28.5	
-19	25.1	
-20	22.5	.01 mW
-21	20.0	
-22	17.9	
-23	15.9	
-24	14.1	
-25	12.8	
-26	11.5	
-27	10.0	
-28	8.9	
-29	8.0	
-30	7.1	.001 mW
-31	6.25	
-32	5.8	
-33	5.0	
-34	4.5	
-35	4.0	
-36	3.5	
-37	3.2	
-38	2.85	
-39	2.5	
-40	2.25	.1 μ W
-41	2.0	
-42	1.8	
-43	1.6	
-44	1.4	
-45	1.25	

dBm	mV	Po
-46	1.18	
-47	1.0	
-48	0.9	
-49	0.8	
-50	0.71	.01 μ W
-51	0.64	
-52	0.57	
-53	0.5	
-54	0.45	
-55	0.4	
-56	0.351	
-57	0.32	
-58	0.286	
-59	0.251	
-60	0.225	.001 μ W
-61	0.2	
-62	0.18	
-63	0.16	
-64	0.141	
dBm	μ V	Po
-65	128	
-66	115	
-67	100	
-68	90	
-69	80	
-70	71	.1 nW
-71	65	
-72	58	
-73	50	
-74	45	
-75	40	
-76	35	
-77	32	
-78	29	
-79	25	
-80	22.5	.01 nW
-81	20	
-82	18	
-83	16	
-84	11.1	
-85	12.9	
-86	11.5	
-87	10.0	
-88	9.0	
-89	8.0	
-90	7.1	.001 nW
-91	6.1	
-92	5.75	
-93	5.0	

dBm	μ V	Po
-94	4.5	
-95	4.0	
-96	3.51	
-97	3.2	
-98	2.9	
-99	2.51	
-100	2.25	.1 pW
-101	2.0	
-102	1.8	
-103	1.6	
-104	1.41	
-105	1.27	
-106	1.18	
dBm	nV	Po
-107	1000	
-108	900	
-109	800	
-110	710	.01 pW
-109	640	
-112	580	
-113	500	
-114	450	
-115	400	
-116	355	
-117	825	
-118	285	
-119	251	
-120	225	.001 pW
-121	200	
-122	180	
-123	160	
-124	141	
-125	128	
-126	117	
-127	100	
-128	90	
-129	80	
-130	71	.1 fW
-131	61	
-132	58	
-133	50	
-134	45	
-135	40	
-136	35	
-137	33	
-138	29	
-139	25	
-140	23	.01 fW



Free Shipping Available
via UPS Ground to
USA & Canada



Technical
Support
(866) 727-8376

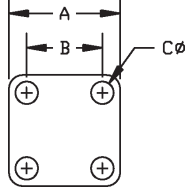


Same-Day Shipping,
Even Custom
Cable Assemblies

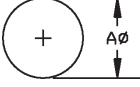
RETURN LOSS CONVERSION TABLE

Return Loss (dBm)	VSWR	Return Loss (dBm)	VSWR	Return Loss (dBm)	VSWR	Return Loss (dBm)	VSWR	Return Loss (dBm)	VSWR
46.064	1.01	13.842	1.51	9.485	2.01	7.327	2.51	5.999	3.01
40.086	1.02	13.708	1.52	9.428	2.02	7.294	2.52	5.970	3.02
36.607	1.03	13.577	1.53	9.372	2.03	7.262	2.53	5.956	3.03
34.151	1.04	13.449	1.54	9.317	2.04	7.230	2.54	5.935	3.04
32.256	1.05	13.324	1.55	9.262	2.05	7.198	2.55	5.914	3.05
30.714	1.06	13.201	1.56	9.208	2.06	7.167	2.56	5.893	3.06
29.417	1.07	13.081	1.57	9.155	2.07	7.135	2.57	5.872	3.07
28.299	1.08	12.964	1.58	9.103	2.08	7.105	2.58	5.852	3.08
27.318	1.09	12.849	1.59	9.051	2.09	7.074	2.59	5.832	3.09
26.444	1.10	12.736	1.60	8.999	2.10	7.044	2.60	5.811	3.10
25.658	1.11	12.625	1.61	8.949	2.11	7.014	2.61	5.791	3.11
24.943	1.12	12.518	1.62	8.899	2.12	6.984	2.62	5.771	3.12
24.289	1.13	12.412	1.63	8.849	2.13	6.954	2.63	5.751	3.13
23.686	1.14	12.308	1.64	8.800	2.14	6.925	2.64	5.732	3.14
23.127	1.15	12.207	1.65	8.752	2.15	6.896	2.65	5.712	3.15
22.607	1.16	12.107	1.66	8.705	2.16	6.867	2.66	5.693	3.16
22.120	1.17	12.009	1.67	8.657	2.17	6.839	2.67	5.674	3.17
21.664	1.18	11.913	1.68	8.611	2.18	6.811	2.68	5.654	3.18
21.234	1.19	11.818	1.69	8.565	2.19	6.783	2.69	5.635	3.19
20.828	1.20	11.725	1.70	8.519	2.20	6.755	2.70	5.617	3.20
20.443	1.21	11.634	1.71	8.474	2.21	6.728	2.71	5.598	3.21
20.079	1.22	11.545	1.72	8.430	2.22	6.700	2.72	5.579	3.22
19.732	1.23	11.457	1.73	8.386	2.23	6.673	2.73	5.561	3.23
19.401	1.24	11.370	1.74	8.342	2.24	6.646	2.74	5.542	3.24
19.085	1.25	11.285	1.75	8.299	2.25	6.620	2.75	5.524	3.25
18.783	1.26	11.202	1.76	8.257	2.26	6.594	2.76	5.506	3.26
18.493	1.27	11.120	1.77	8.215	2.27	6.567	2.77	5.488	3.27
18.216	1.28	11.039	1.78	8.173	2.28	6.541	2.78	5.470	3.28
17.949	1.29	10.960	1.79	8.138	2.29	6.516	2.79	5.452	3.29
17.690	1.30	10.881	1.80	8.091	2.30	6.490	2.80	5.435	3.30
17.445	1.31	10.804	1.81	8.051	2.31	6.465	2.81	5.417	3.31
17.207	1.32	10.729	1.82	8.011	2.32	6.440	2.82	5.400	3.32
16.977	1.33	10.654	1.83	7.972	2.33	6.415	2.83	5.383	3.33
16.755	1.34	10.581	1.84	7.933	2.34	6.390	2.84	5.365	3.34
16.540	1.35	10.509	1.85	7.894	2.35	6.366	2.85	5.348	3.35
16.332	1.36	10.437	1.86	7.856	2.36	6.341	2.86	5.331	3.36
16.131	1.37	10.367	1.87	7.818	2.37	6.317	2.87	5.315	3.37
15.936	1.38	10.298	1.88	7.781	2.38	6.293	2.88	5.298	3.38
15.747	1.39	10.230	1.89	7.744	2.39	6.270	2.89	5.281	3.39
15.563	1.40	10.163	1.90	7.707	2.40	6.246	2.90	5.265	3.40
15.385	1.41	10.097	1.91	7.671	2.41	6.223	2.91	5.248	3.41
15.211	1.42	10.032	1.92	7.635	2.42	6.200	2.92	5.232	3.42
15.043	1.43	9.968	1.93	7.599	2.43	6.177	2.93	5.216	3.43
14.879	1.44	9.904	1.94	7.564	2.44	6.154	2.94	5.200	3.44
14.719	1.45	9.842	1.95	7.529	2.45	6.131	2.95	5.184	3.45
14.564	1.46	9.780	1.96	7.494	2.46	6.109	2.96	5.168	3.46
14.412	1.47	9.720	1.97	7.460	2.47	6.086	2.97	5.152	3.47
14.264	1.48	9.660	1.98	7.426	2.48	6.064	2.98	5.137	3.48
14.120	1.49	9.601	1.99	7.393	2.49	6.042	2.99	5.121	3.49
13.979	1.50	9.542	2.00	7.360	2.50	6.021	3.00	5.105	3.50

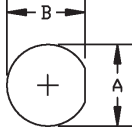
MOUNTING HOLES



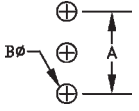
CODE	A	B	C
A01	.500	.340	.102
A02	.687	.500	.109
A03	.687	.500	#3-56 TAP
A04	.687	.500	.125
A05	1.000	.718	.125
A06	.750	.531	.140
A07	.750	.531	.125
A08	1.190	.906	.125
A09	.687	.500	#4-40 TAP
A10	.687	.500	.136
A11	1.250	.975	.147
A12	2.000	1.440	.257
A13	1.000	.718	.141
A14	1.000	.718	.144
A15	.687	.500	.104
A16	.750	.531	.136
A17	.375	.232	.067
A18	.625	.437	.094
A19	1.000	.718	#6-32 TAP
A20	.500	.340	#2-56 TAP
A21	1.250	.975	.142
A22	.375	.232	.093



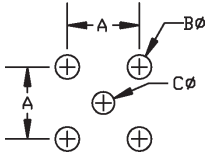
CODE	A
F01	.250
F02	.500
F03	.630
F04	1.200
F05	.380
F06	.450
F07	.200
F08	.362
F09	.220
F10	.317
F11	4.83mm
F12	.390



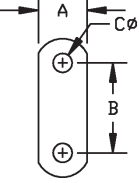
CODE	A	B
B01	.195	.177
B02	.250	.235
B03	.330	.295
B04	.380	.350
B05	.440	.410
B06	.512	.480
B07	.760	.720
B08	.565	.537
B09	.314	.296
B10	.140	.126
B11	.695	.655
B12	.625	.575
B13	.405	.361
B14	.277	.252
B15	.630	.596
B16	.317	.285
B17	.284	.268



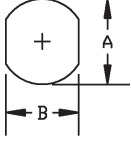
CODE	A	B
J01	.200	.046



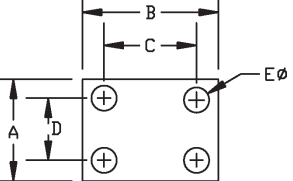
CODE	A	B	C
D01	.200	.067	.062
D02	.200	.067	.046
D03	.100	.031	.031
D04	.200	.052	.052
D05	.260	.067	.043
D06	.200	.052	.047
D07	.200	.055	.043
D08	.200	.067	.035
D09	.200	.055	.028
D10	.200	.055	.035
D11	.320	.091	.031
D12	.400	.062	.062
D13	.320	.091	.091
D14	.340	.091	.043
D15	.164	.067	.091
D16	.500	.126	.440
D17	.380	.083	.043



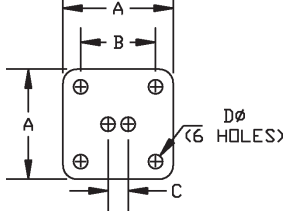
CODE	A	B	C
C01	.223	.481	.102
C02	.260	.481	.102
C03	.192	.328	.067
C04	.640	1.000	.125
C05	.275	.481	.102
C06	.230	.354	.067
C07	.188	.328	.093



CODE	A	B
G01	.640	.546
G02	.380	.340
G03	.765	.712
G04	.362	.323
G05	.236	.197
G06	.217	.177
G07	.380	.310
G08	1.161	1.000



CODE	A	B	C	D	E
E01	.375	.500	.340	.222	.093



CODE	A	B	C	D
H01	.687	.500	.125	.045



Free Shipping Available
via UPS Ground to
USA & Canada



Technical
Support
(866) 727-8376



Same-Day Shipping,
Even Custom
Cable Assemblies

CONNECTOR IDENTIFIER

SPECIFICATIONS SHOWN ARE INTENDED FOR IDENTIFICATION PURPOSES ONLY

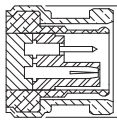
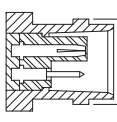
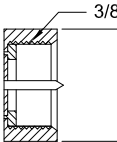
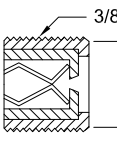
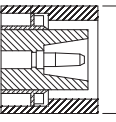
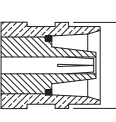
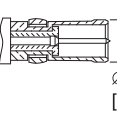
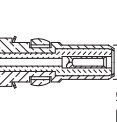
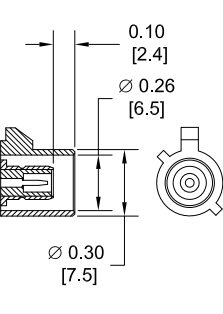
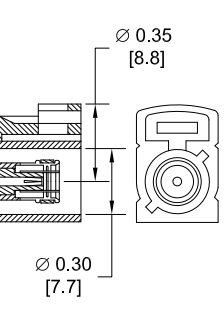
















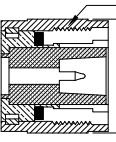
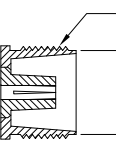
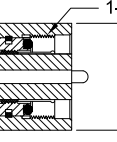
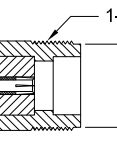
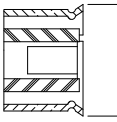
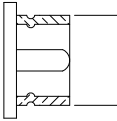
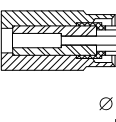
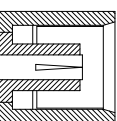
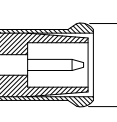
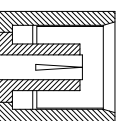
1.0/2.3 SLIDE ON	PLUG	
	JACK	
1.85 mm**	MALE	
	FEMALE	
2.4 mm**	MALE	
	FEMALE	
2.92 mm*	MALE	
	FEMALE	
3.5 mm*	MALE	
	FEMALE	
7 mm	MALE	
	FEMALE	
7/16	PLUG	
	JACK	
3/4-20 TWINAX	MALE	
	FEMALE	
10 - 32	MALE	
	FEMALE	
BANANA	PLUG	
	JACK	
BNC	MALE	
	FEMALE	
REVERSE POLARITY BNC	MALE	
	FEMALE	
75 OHM BNC	MALE	
	FEMALE	
1.0/2.3 SNAP ON	PLUG	
	JACK	
1.6/56	PLUG	
	JACK	

*SMA, 2.92mm, & 3.5mm CONNECTORS WILL MATE MECHANICALLY & ELECTRICALLY TO EACH OTHER.

**1.85mm & 2.4mm CONNECTORS WILL MATE MECHANICALLY & ELECTRICALLY TO EACH OTHER.

CONNECTOR IDENTIFIER

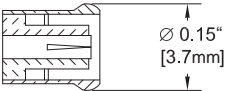
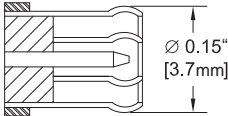
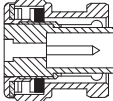
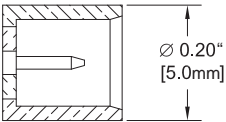
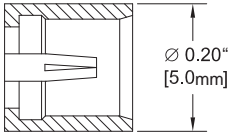
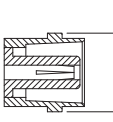
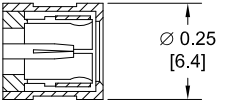
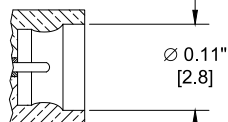
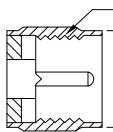
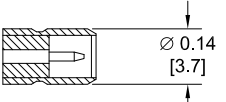
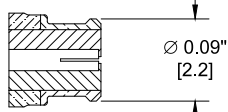
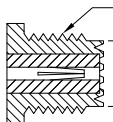
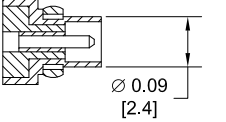
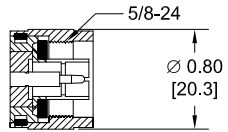
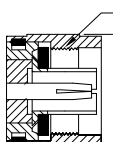
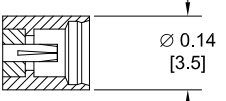
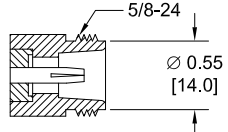
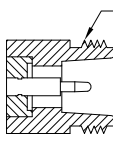
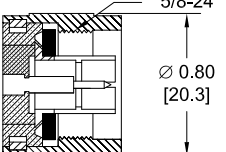
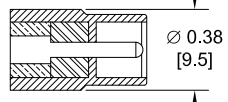
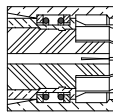
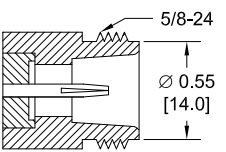
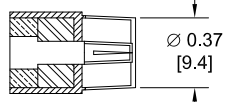
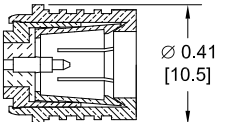
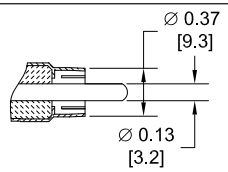
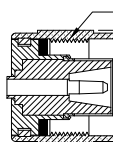
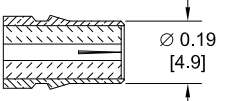
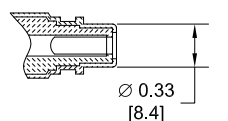
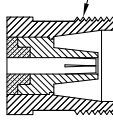
SPECIFICATIONS SHOWN ARE INTENDED FOR IDENTIFICATION PURPOSES ONLY

BNC TWINAX	PLUG	 Ø 0.57" [14.5mm]				
	JACK	 Ø 0.44" [11.1mm]				
F	MALE	 3/8-32 7/16 HEX				
	FEMALE	 3/8-32 Ø 0.34 [8.5]				
C	MALE	 Ø 0.75" [19.1mm]				
	FEMALE	 Ø 0.60" [15.2mm]				
D SUBMINIATURE	PLUG	 Ø 0.19" [4.8mm]				
	RECEPTACLE	 Ø 0.15" [3.9mm]				
FAKRA	PLUG	 0.10 [2.4] Ø 0.26 [6.5] Ø 0.30 [7.5]				
	JACK	 Ø 0.35 [8.8] Ø 0.30 [7.7]				
FAKRA	COMPLETE KEY CODE INFO	CODE	JACK	PLUG	COLOR	APPLICATION
		A			BLACK	RADIO WITH PHANTOM SUPPLY
		B			WHITE	RADIO WITHOUT PHANTOM SUPPLY
		C			BLUE	GPS: TELEMATICS OR NAVIGATION
		D			BORDEAUX	GSM: CELLULAR PHONE
H			VIOLET	GPS: TELEMATICS AND NAVIGATION		
I			BEIGE	BLUETOOTH		
K			CURRY	RADIO WITH I.F. OUTPUT (ANTENNA DIVERSITY)		
Z			WATER BLUE	NEUTRAL CODING		
GR874	MALE	 3/4-20 Ø 0.90 [22.9]				
	FEMALE	 3/4-20 Ø 0.67 [17.1]				
LC	MALE	 1-1/4-18 1-1/2 HEX				
	FEMALE	 1-1/4-18 Ø 1.17 [29.6]				
UMCX	PLUG	 Ø 0.10 [2.5]				
	JACK	 Ø 0.08 [2.0]				
MC-CARD	PLUG	 Ø 0.087 [2.2]				
	JACK	 Ø 0.20 [5.0]				
MCX	PLUG	 Ø 0.15 [3.7]				
	JACK	 Ø 0.20 [5.0]				



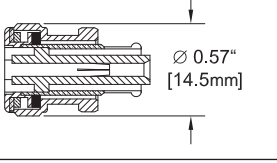
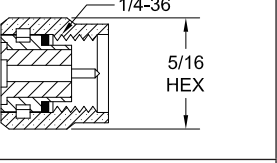
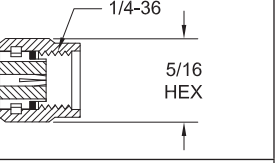
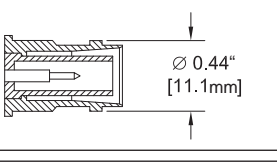
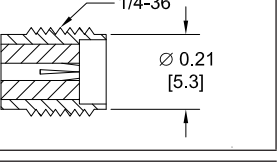
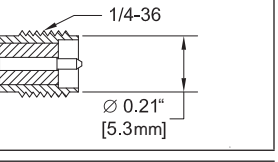
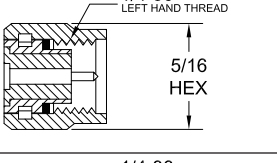
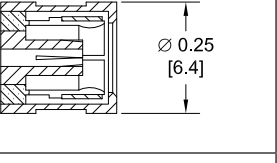
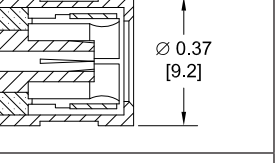
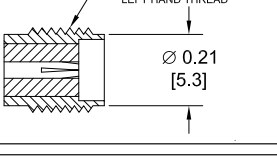
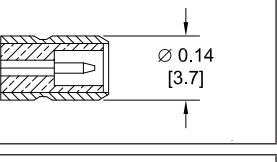
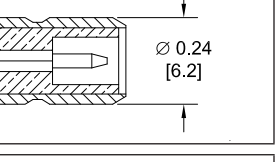
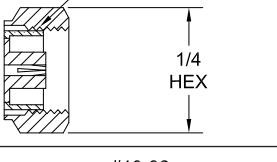
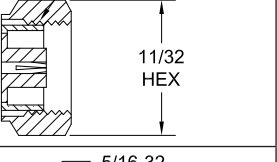
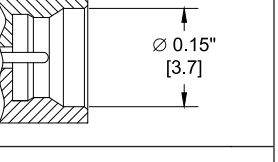
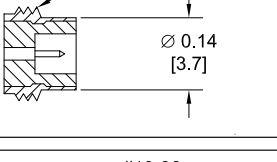
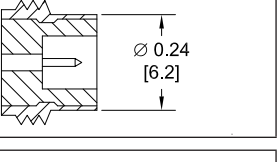
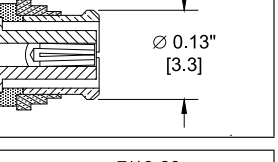
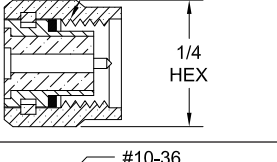
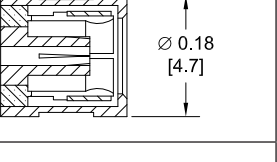
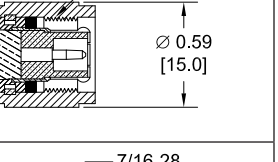
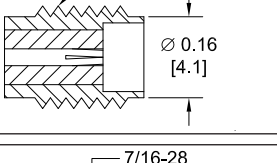
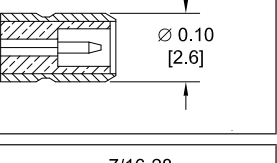
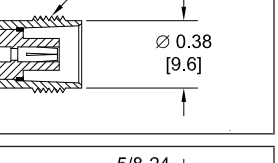
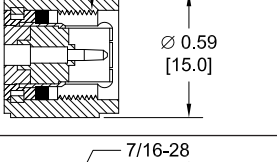
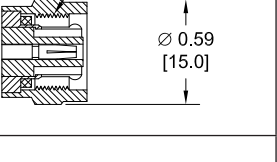
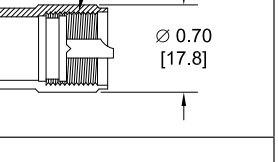
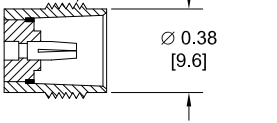
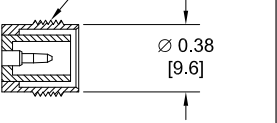
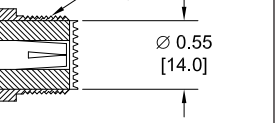
CONNECTOR IDENTIFIER

SPECIFICATIONS SHOWN ARE INTENDED FOR IDENTIFICATION PURPOSES ONLY

REVERSE POLARITY MCX	PLUG	 Ø 0.15" [3.7mm]	75 OHM MCX	PLUG	 Ø 0.15" [3.7mm]	MHV	MALE	 Ø 0.57" [14.5mm]
	JACK	 Ø 0.20" [5.0mm]		JACK	 Ø 0.20" [5.0mm]		FEMALE	 Ø 0.44" [11.1mm]
MINI 75 OHM SMB	PLUG	 Ø 0.25 [6.4]	MINI SMP	MALE	 Ø 0.11" [2.8]	MINI-UHF	MALE	 3/8-24 Ø 0.45 [11.5]
	JACK	 Ø 0.14 [3.7]		FEMALE	 Ø 0.09" [2.2]		FEMALE	 3/8-24 Ø 0.31 [7.8]
MMCX	PLUG	 Ø 0.09 [2.4]	N	MALE	 5/8-24 Ø 0.80 [20.3]	REVERSE POLARITY N	MALE	 5/8-24 Ø 0.80 [20.3]
	JACK	 Ø 0.14 [3.5]		FEMALE	 5/8-24 Ø 0.55 [14.0]		FEMALE	 5/8-24 Ø 0.55 [14.0]
75 OHM N	MALE	 5/8-24 Ø 0.80 [20.3]	PAL	PLUG	 Ø 0.38 [9.5]	POSITIVE SNAP	 Ø 0.39 [9.9]	
	FEMALE	 5/8-24 Ø 0.55 [14.0]		JACK	 Ø 0.37 [9.4]			
OMA	MALE	 Ø 0.41 [10.5]	RCA	PLUG	 Ø 0.37 [9.3] Ø 0.13 [3.2]	SC	MALE	 11/16-24 Ø 0.80 [20.3]
	FEMALE	 Ø 0.19 [4.9]		JACK	 Ø 0.33 [8.4]		FEMALE	 11/16-24 Ø 0.63 [15.9]

CONNECTOR IDENTIFIER

SPECIFICATIONS SHOWN ARE INTENDED FOR IDENTIFICATION PURPOSES ONLY

SHV	PLUG	 Ø 0.57" [14.5mm]	SMA*	MALE	 1/4-36 5/16 HEX	REVERSE POLARITY SMA	MALE	 1/4-36 5/16 HEX
	JACK	 Ø 0.44" [11.1mm]		FEMALE	 1/4-36 Ø 0.21 [5.3]		FEMALE	 1/4-36 Ø 0.21" [5.3mm]
SMA REVERSE THREAD	MALE	 1/4-36 LEFT HAND THREAD 5/16 HEX	SMB	PLUG	 Ø 0.25 [6.4]	75 OHM SMB	PLUG	 Ø 0.37 [9.2]
	FEMALE	 1/4-36 LEFT HAND THREAD Ø 0.21 [5.3]		JACK	 Ø 0.14 [3.7]		JACK	 Ø 0.24 [6.2]
SMC	PLUG	 #10-32 1/4 HEX	75 OHM SMC	PLUG	 5/16-32 11/32 HEX	SMP	MALE	 Ø 0.15" [3.7]
	JACK	 #10-32 Ø 0.14 [3.7]		JACK	 5/16-32 Ø 0.24 [6.2]		FEMALE	 Ø 0.13" [3.3]
SSMA	MALE	 #10-36 1/4 HEX	SSMB	PLUG	 Ø 0.18 [4.7]	TNC	MALE	 7/16-28 Ø 0.59 [15.0]
	FEMALE	 #10-36 Ø 0.16 [4.1]		JACK	 Ø 0.10 [2.6]		FEMALE	 7/16-28 Ø 0.38 [9.6]
75 OHM TNC	MALE	 7/16-28 Ø 0.59 [15.0]	REVERSE POLARITY TNC	MALE	 7/16-28 Ø 0.59 [15.0]	UHF	MALE	 5/8-24 Ø 0.70 [17.8]
	FEMALE	 7/16-28 Ø 0.38 [9.6]		FEMALE	 7/16-28 Ø 0.38 [9.6]		FEMALE	 5/8-24 Ø 0.55 [14.0]

*SMA, 2.92mm & 3.5mm CONNECTORS WILL MATE MECHANICALLY & ELECTRICALLY TO EACH OTHER.



Free Shipping Available
via UPS Ground to
USA & Canada

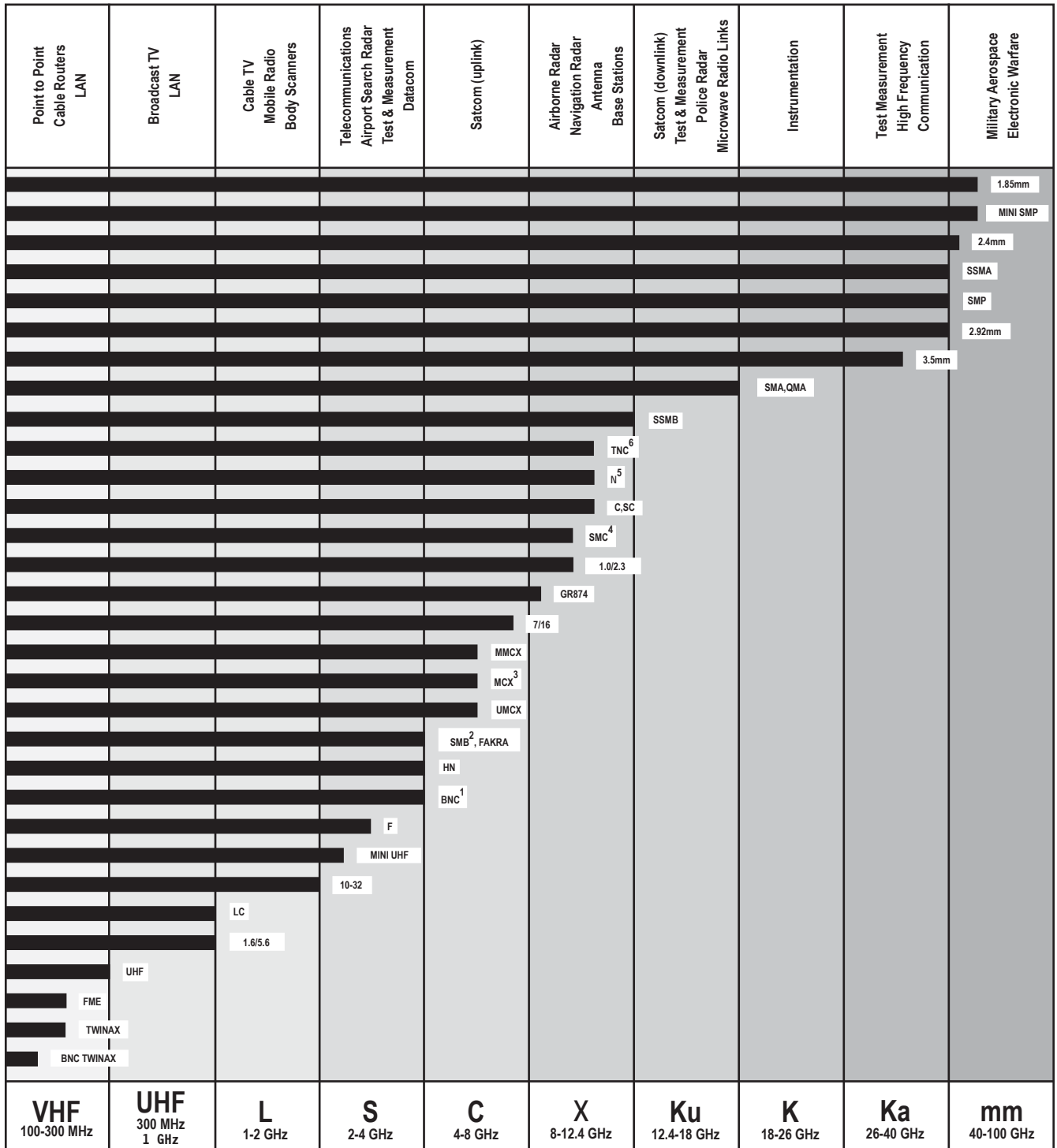


Technical
Support
(866) 727-8376



Same-Day Shipping,
Even Custom
Cable Assemblies

CONNECTOR FREQUENCY RANGE CHART



Notes:

- 1: BNC-75 Ohm connectors operate up to 1 GHz
- 2: SMB-75 Ohm & Mini SMB-75 Ohm connectors operate up to 4 GHz
- 3: MCX-75 Ohm connectors operate up to 6 GHz
- 4: SMC-75 Ohm connectors operate up to 10 GHz
- 5: N-75 Ohm connectors operate up to 1.5 GHz
- 6: TNC-75 Ohm connectors operate up to 1 GHz